



Hanga Ngātahi • Building Together



Proudly Supported by the NZ Government

New Zealand Government

Te Kāwanatanga o Aotearoa

QUARTERLY CONNECTIVITY UPDATE

Q4: to 31 DECEMBER 2021





CONTENTS

Q4 HIGHLIGHTS 3

OUR TARGETS 4

OVERALL PROGRESS 5

UFB SNAPSHOTS 6

UPDATE BY REGION

NORTHLAND..... 8

AUCKLAND 9

WAIKATO 10

BAY OF PLENTY 11

GISBORNE 12

HAWKE’S BAY 13

TARANAKI 14

MANAWATŪ-WHANGANUI 15

WELLINGTON..... 16

TOP OF THE SOUTH 17

WEST COAST 18

CANTERBURY..... 19

OTAGO 20

SOUTHLAND..... 21


Q4 HIGHLIGHTS

OCTOBER - DECEMBER 2021



12,688

UFB HOMES &
BUSINESSES
PASSED



28,797

UFB CONNECTIONS



68%

UFB UPTAKE



19

UFB TOWNS
AND CITIES
COMPLETED



64km

FIBRE LINKS KM
COMPLETE



40%

UPTAKE ON
RCG TOWERS



38

NEW MOBILE
TOWERS
COMPLETE



2,380

RURAL HOMES &
BUSINESSES WITH
ACCESS TO IMPROVED
BROADBAND



81km

STATE HIGHWAY
COVERED



10

NEW TOURISM
SITES COVERED



37

MARAE
CONNECTED
THIS QUARTER



38

MARAE WITH
HARDWARE
INSTALLED THIS QUARTER



\$39.3m

INVESTMENT
IN DIGITAL
CONNECTIVITY
THIS QUARTER



2

MOBILE TOWER
WITH CAPACITY
UPGRADE
THIS QUARTER

OUR TARGETS

ULTRA-FAST BROADBAND (UFB) TARGETS



OVER 1.8 MILLION HOMES & BUSINESSES

(87% of New Zealanders) will have access to UFB by the end of 2022



UFB will be rolled out to over 412 TOWNS & CITIES



When the programme is complete New Zealand will be one of the **LEADING COUNTRIES** in the OECD for fibre availability



OUR OVERALL TARGET

99.8%


of New Zealand's population will be able to access improved broadband by the end of 2023

RURAL BROADBAND INITIATIVE PHASE 2 (RBI2) AND MOBILE BLACK SPOT FUND (MBSF) TARGETS



877 ELIGIBLE MARAE

can connect to broadband on request



84,000 RURAL HOMES AND BUSINESSES

will receive improved broadband by the end of 2023



ABOUT 1,400 KM of State Highway and over 168 TOURISM SITES

will receive mobile coverage



372KM FIBRE LINKS KMS



70 MOBILE TOWER CAPACITY UPGRADES

OVERALL PROGRESS


ULTRA-FAST BROADBAND (UFB) AND FIBRE PROGRESS



346 UFB TOWNS AND CITIES
are now complete



1,790,089 HOMES AND BUSINESSES
with UFB available
(99% complete)



1,209,563 HOMES AND BUSINESSES
connected to UFB



UPTAKE 68%



296 KM
Fibre Links KM
81% Complete

OUR OVERALL PROGRESS FOR UFB



86%
OF NEW ZEALANDERS
CAN NOW ACCESS UFB



553
MARAE
ARE NOW
CONNECTED



**INVESTED
PTD***

\$1.87b

Total Investment



530
MARAE WITH
HARDWARE
INSTALLED

RURAL BROADBAND AND MOBILE BLACK SPOT FUND PROGRESS



70,911 RURAL HOMES AND BUSINESSES
can access improved
broadband
84% complete



82 TOURISM SITES
have mobile
coverage
48% complete



983KM OF STATE HIGHWAY
have mobile
coverage
70% complete



40%
Uptake on RCG
towers



310 MOBILE TOWERS
are live
56% complete



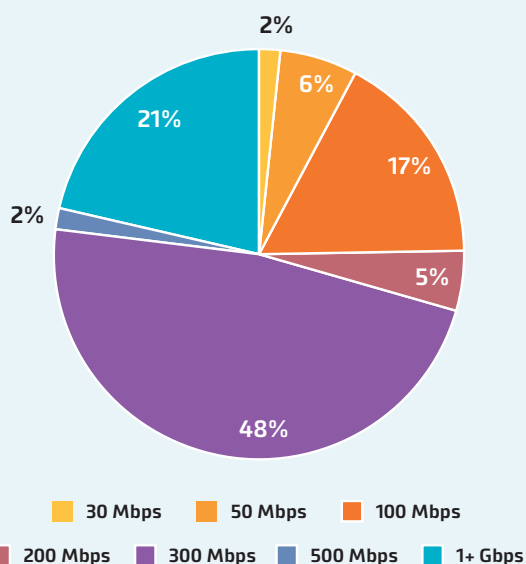
70 MOBILE TOWERS CAPACITY UPGRADE
100% complete

UFB SNAPSHOTS

TOP 10 CENTRES FOR UFB UPTAKE THIS QUARTER

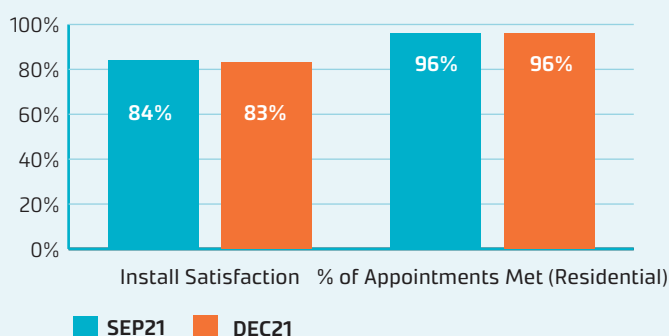
RANK	TOWN	UPTAKE %	CHANGE IN RANK
1	Whatawhata	98%	0
2	Te Kauwhata	94%	1
3	Horotiu	94%	-1
4	Pokeno	89%	NEW
5	Waimauku	85%	-1
6	Whirinaki	84%	3
7	Rolleston	83%	-2
8	Mosgiel	81%	-2
9	Waiuku	79%	1
10	Tauranga	78%	-2

UFB PRODUCT MIX AND INSTALLATION MEASURES

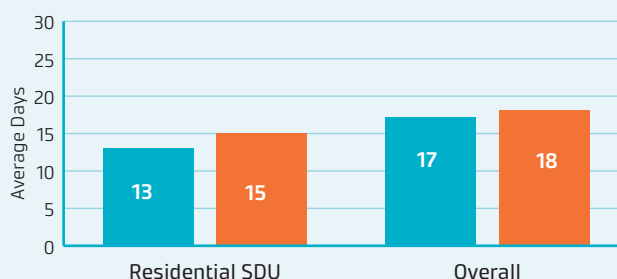


The average speed of UFB services is **398 Mbps** (+121 Mbps). Consumers are continuing to migrate to higher speed UFB plans, including the gigabit plan.

UFB INSTALL CUSTOMER MEASURES



UFB AVERAGE DAYS TO INSTALL



GIGABIT CONNECTIONS


256,053

Gigabit connections - end of quarter

31,956

Additional connections this quarter

UPDATE BY REGION





NORTHLAND



UFB AND FIBRE

- There are **32** towns and cities with UFB available.
- **59%** of those with access to UFB have connected.
- There is a total of **29,170** premises connected.

RANK	TOWN	UPTAKE
1	Waipū	77%
2	Hikurangi	74%
3	Maungakaramaea	73%
4	Kerikeri	70%
5	Whangārei	69%



RURAL BROADBAND AND MOBILE BLACK SPOTS

- There are **8,679** households or businesses with RBl2 access which is **94%** of target.
- There are **98** kilometres of mobile coverage on State Highways which is **86%** of target.
- There are **11** tourist sites with mobile coverage which is **73%** of target.
- There have been **44** mobile towers built which is **69%** of target.
- **7** mobile towers with capacity upgrades which is **100%** of target.



MARAE

There are **111** Marae connected in Northland.

TOTAL INVESTED:

Northland: **\$90.5m**



AUCKLAND



UFB AND FIBRE

- There are **24** towns and cities with UFB available.
- **76%** of those with access to UFB have connected.
- There is a total of **443,029** premises connected.

RANK	TOWN	UPTAKE
1	Waimauku	85%
2	Waiuku	79%
3	Auckland	77%
4	Pukekohe	69%
5	Helensville	67%



RURAL BROADBAND AND MOBILE BLACK SPOTS

- There are **4,776** households or businesses with RBl2 access which is **78%** of target.
- There are **10** kilometres of mobile coverage on State Highways which is **66%** of target.
- There have been **12** mobile towers built which is **46%** of target.
- **3** mobile towers with capacity upgrades which is **100%** of target.



MARAE

There are **22** Marae connected in Auckland.

TOTAL INVESTED:

Auckland: **\$480.5m**



WAIKATO



UFB AND FIBRE

- There are **57** towns and cities with UFB available.
- **66%** of those with access to UFB have connected.
- There is a total of **106,644** premises connected.

RANK	TOWN	UPTAKE
1	Whatawhata	98%
2	Te Kauwhata	94%
3	Horotiu	94%
4	Pokeno	89%
5	Hamilton	78%



RURAL BROADBAND AND MOBILE BLACK SPOTS

- There are **7,817** households or businesses with RBI2 access which is **76%** of target.
- There are **70** kilometres of mobile coverage on State Highways which is **66%** of target.
- There are **5** tourist sites with mobile coverage which is **31%** of target.
- There have been **26** mobile towers built which is **38%** of target.
- **16** mobile towers with capacity upgrades which is **89%** of target.



MARAE

There are **79** Marae connected in Waikato.

TOTAL INVESTED:

Waikato: **\$199.1m**



BAY OF PLENTY



UFB AND FIBRE

- There are **21** towns and cities with UFB available.
- **69%** of those with access to UFB have connected.
- There is a total of **83,410** premises connected.

RANK	TOWN	UPTAKE
1	Tauranga	78%
2	Rotorua	65%
3	Kawerau	64%
4	Whakatāne	63%
5	Ōmokoroa	62%



RURAL BROADBAND AND MOBILE BLACK SPOTS

- There are **5,202** households or businesses with RBl2 access which is **85%** of target.
- There are **44** kilometres of mobile coverage on State Highways which is **65%** of target.
- There are **8** tourist sites with mobile coverage which is **89%** of target.
- There have been **17** mobile towers built which is **49%** of target.
- **6** mobile towers with capacity upgrades which is **100%** of target.



MARAE

There are **104** Marae connected in the Bay of Plenty.

TOTAL INVESTED:

Bay of Plenty: **\$126.2m**



UFB AND FIBRE

- There are **5** towns and cities with UFB available.
- **60%** of those with access to UFB have connected.
- There is a total of **9,414** premises connected.

RANK	TOWN	UPTAKE
1	Gisborne	63%
2	Ruatoria	61%
3	Tolaga Bay	51%
4	Manutuke	36%
5	Te Karaka	29%



RURAL BROADBAND AND MOBILE BLACK SPOTS

- There are **1,940** households or businesses with RBI2 access which is **81%** of target.
- There are **108** kilometres of mobile coverage on State Highways which is **96%** of target.
- There are **3** tourist sites with mobile coverage which is **75%** of target.
- There have been **10** mobile towers built which is **59%** of target.



MARAE

There are **56** Marae connected in Gisborne.

TOTAL INVESTED:

Gisborne: **\$22.9m**



HAWKE'S BAY



UFB AND FIBRE

- There are **13** towns and cities with UFB available.
- **61%** of those with access to UFB have connected.
- There is a total of **37,327** premises connected.

RANK	TOWN	UPTAKE
1	Whirinaki	84%
2	Bay View	73%
3	Havelock	67%
4	Napier	65%
5	Wairoa	63%



RURAL BROADBAND AND MOBILE BLACK SPOTS

- There are **3,450** households or businesses with RBl2 access which is **82%** of target.
- There are **84** kilometres of mobile coverage on State Highways which is **81%** of target.
- There are **5** tourist sites with mobile coverage which is **56%** of target.
- There have been **28** mobile towers built which is **62%** of target.
- 4 mobile tower with capacity upgrades which is **100%** of target.



MARAE

There are **53** Marae connected in Hawke's Bay.

TOTAL INVESTED:

Hawke's Bay: **\$71.9m**



TARANAKI



UFB AND FIBRE

- There are **17** towns and cities with UFB available.
- **66%** of those with access to UFB have connected.
- There is a total of **29,206** premises connected.

RANK	TOWN	UPTAKE
1	Lepperton	73%
2	New Plymouth	71%
3	Hāwera	66%
4	Inglewood	58%
5	Stratford	58%



RURAL BROADBAND AND MOBILE BLACK SPOTS

- There are **2,372*** households or businesses with RBI2 access which is **98%** of target.
- There are **53** kilometres of mobile coverage on State Highways which is **68%** of target.
- There are **2** tourist sites with mobile coverage which is **67%** of target.
- There have been **14** mobile towers built which is **82%** of target.



MARAE

There are **21** Marae connected in Taranaki.

TOTAL INVESTED:

Taranaki: **\$43.3m**

* Drop of seven end users from September quarter due radio modeling and drive testing.



MANAWATŪ-WHANGANUI



UFB AND FIBRE

- There are **26** towns and cities with UFB available.
- **60%** of those with access to UFB have connected.
- There is a total of **52,626** premises connected.

RANK	TOWN	UPTAKE
1	Longburn	77%
2	Palmerston North	68%
3	Feilding	68%
4	Summerhill	64%
5	Levin	63%



RURAL BROADBAND AND MOBILE BLACK SPOTS

- There are **10,199** households or businesses with RBI2 access which is **91%** of target.
- There are **63** kilometres of mobile coverage on State Highways which is **73%** of target.
- There are **4** tourist sites with mobile coverage which is **67%** of target.
- There have been **28** mobile towers built which is **70%** of target.
- **8** mobile towers with capacity upgrades which is **100%** of target.



MARAE

There are **59** Marae connected in Manawatū-Whanganui.

TOTAL INVESTED:

Manawatu-Whanganui: **\$113.5m**



WELLINGTON



UFB AND FIBRE

- There are **15** towns and cities with UFB available.
- **61%** of those with access to UFB have connected.
- There is a total of **135,698** premises connected.

RANK	TOWN	UPTAKE
1	Carterton	68%
2	Masterton	65%
3	Wellington	66%
4	Otaki	64%
5	Porirua	63%



RURAL BROADBAND AND MOBILE BLACK SPOTS

- There are **2,506** households or businesses with RBl2 access which is **64%** of target.
- There is **1** tourist site with mobile coverage which is **20%** of target.
- There has been **5** mobile towers built which is **19%** of target.
- **2** mobile towers with capacity upgrades which is **100%** of target.



MARAE

There are **21** Marae connected in Wellington.

TOTAL INVESTED:

Wellington: **\$193.5m**



TOP OF THE SOUTH



UFB AND FIBRE

- There are **17** towns and cities with UFB available.
- **64%** of those with access to UFB have connected.
- There is a total of **35,750** premises connected.

RANK	TOWN	UPTAKE
1	Ruby Bay	77%
2	Nelson	76%
3	Blenheim	63%
4	Motueka	61%
5	Brightwater	54%



RURAL BROADBAND AND MOBILE BLACK SPOTS

- There are **3,375** households or businesses with RBI2 access which is **67%** of target.
- There are **124** kilometres of mobile coverage on State Highways which is **91%** of target.
- There are **6** tourist sites with mobile coverage which is **33%** of target.
- There have been **25** mobile towers built which is **47%** of target.
- **2** mobile towers with capacity upgrades which is **100%** of target.



MARAE

There are **6** Marae connected in Top of the South.

TOTAL INVESTED:

Top of the South: **\$73.9m**



WEST COAST



UFB AND FIBRE

- There are **26** towns and cities with UFB available.
- **49%** of those with access to UFB have connected.
- There is a total of **6,333** premises connected.
- **198** kilometres of Fibre Link Backhaul built.

RANK	TOWN	UPTAKE
1	Hokitika	72%
2	Greymouth	60%
3	Runanga	59%
4	Taylorville	53%
5	Kaniere	49%



RURAL BROADBAND AND MOBILE BLACK SPOTS

- There are **2,244** households or businesses with RBl2 access which is **78%** of target.
- There are **150** kilometres of mobile coverage on State Highways which is **58%** of target.
- There are **18** tourist sites with mobile coverage which is **58%** of target.
- There have been **26** mobile towers built which is **52%** of target.



MARAE

There are **5** Marae connected in West Coast.

TOTAL INVESTED:

West Coast: **\$43.1m**



CANTERBURY



UFB AND FIBRE

- There are **53** towns and cities with UFB available.
- **65%** of those with access to UFB have connected.
- There is a total of **161,547** premises connected.

RANK	TOWN	UPTAKE
1	Rolleston	83%
2	Woodend	77%
3	Lincoln	77%
4	Rangiora	69%
5	Timaru	67%



RURAL BROADBAND AND MOBILE BLACK SPOTS

- There are **8,387** households or businesses with RBl2 access which is **86%** of target.
- There are **84** kilometres of mobile coverage on State Highways which is **60%** of target.
- There are **6** tourist sites with mobile coverage which is **21%** of target.
- There have been **33** mobile towers built which is **52%** of target.
- **8** mobile towers with capacity upgrades which is **100%** of target.



MARAE

There are **10** Marae connected in Canterbury.

TOTAL INVESTED:

Canterbury: **\$238.0m**



OTAGO



UFB AND FIBRE

- There are **27** towns and cities with UFB available.
- **62%** of those with access to UFB have connected.
- There is a total of **58,245** premises connected.
- **42.8** kilometres of Fibre Link Backhaul built.

RANK	TOWN	UPTAKE
1	Mosgiel	81%
2	Cromwell	72%
3	Dunedin	70%
4	Wanaka	66%
5	Queenstown	62%



RURAL BROADBAND AND MOBILE BLACK SPOTS

- There are **4,565** households or businesses with RBL2 access which is **92%** of target.
- There are **84*** kilometres of mobile coverage on State Highways which is **57%** of target.
- There are **6** tourist sites with mobile coverage which is **50%** of target.
- There have been **18** mobile towers built which is **55%** of target.
- **3** mobile towers with capacity upgrades which is **100%** of target.

TOTAL INVESTED:

Otago: **\$111.9m**

* There is a correction downwards of one km due to radio modeling.



SOUTHLAND



UFB AND FIBRE

- There are **13** towns and cities with UFB available.
- **61%** of those with access to UFB have connected.
- There is a total of **21,344** premises connected.
- **56.4** kilometres of Fibre Link Backhaul built.

RANK	TOWN	UPTAKE
1	Otatara	76%
2	Invercargill	72%
3	Winton	68%
4	Mossburn	43%
5	Manapouri	37%



RURAL BROADBAND AND MOBILE BLACK SPOTS

- There are **5,399** households or businesses with RBl2 access which is **92%** of target.
- There are **10** kilometres of mobile coverage on State Highways which is **24%** of target.
- There are **7** tourist sites with mobile coverage which is **44%** of target.
- There have been **24** mobile towers built which is **62%** of target.
- **9** mobile towers with capacity upgrades which is **100%** of target.



MARAE

There are **4** Marae connected in Southland.

TOTAL INVESTED:

Southland: **\$61.4m**



AmuriNet - Mt Lyford