



Hanga Ngātahi • Building Together



Proudly Supported by the NZ Government

New Zealand Government

Te Kāwanatanga o Aotearoa

QUARTERLY CONNECTIVITY UPDATE

Q2: to 30 JUNE 2022





CONTENTS

Q2 HIGHLIGHTS 3

OUR TARGETS 4

OVERALL PROGRESS 5

UFB SNAPSHOTS 6

UPDATE BY REGION

NORTHLAND..... 8

AUCKLAND 9

WAIKATO 10

BAY OF PLENTY 11

GISBORNE 12

HAWKE’S BAY 13

TARANAKI 14

MANAWATŪ-WHANGANUI 15

WELLINGTON..... 16

TOP OF THE SOUTH 17

WEST COAST 18

CANTERBURY..... 19

OTAGO 20

SOUTHLAND..... 21

Cover: Primo – Moeroa, Whanganui
Page 2: RCG – Woodstock, West Coast


Q2 HIGHLIGHTS

APRIL - JUNE 2022



10,273

UFB HOMES &
BUSINESSES
PASSED



24,158

UFB CONNECTIONS



70%

UFB UPTAKE



22

UFB TOWNS
AND CITIES
COMPLETED



7km

FIBRE LINKS KM
COMPLETE



42%

UPTAKE ON
RCG TOWERS



32

NEW MOBILE
TOWERS
COMPLETE



2,625

RURAL HOMES &
BUSINESSES WITH
ACCESS TO IMPROVED
BROADBAND



75km

STATE HIGHWAY
COVERED



9

NEW TOURISM
SITES COVERED



28

MARAE
CONNECTED
THIS QUARTER



23

MARAE WITH
HARDWARE
INSTALLED THIS QUARTER



\$68.5m

INVESTMENT
IN DIGITAL
CONNECTIVITY
THIS QUARTER



4,462

RURAL HOUSEHOLDS
AND BUSINESSES
WITH BROADBAND CAPACITY
UPGRADES THIS QUARTER

OUR TARGETS

ULTRA-FAST BROADBAND (UFB) TARGETS



OVER 1.8 MILLION HOMES & BUSINESSES

(87% of New Zealanders) will have access to UFB by the end of 2022



UFB will be rolled out to over 412 TOWNS & CITIES



When the programme is complete New Zealand will be one of the **LEADING COUNTRIES** in the OECD for fibre availability



OUR OVERALL TARGET

99.8%

of New Zealand's population will be able to access improved broadband by the end of 2023

RURAL CONNECTIVITY AND MOBILE BLACK SPOT TARGETS



877 ELIGIBLE MARAE

can connect to broadband on request



84,000 RURAL HOMES AND BUSINESSES

will receive improved broadband by the end of 2023



ABOUT 1,400KM of State Highway and over 168 TOURISM SITES

will receive mobile coverage



372KM FIBRE LINKS KMS



44,316 RURAL HOUSEHOLDS AND BUSINESSES

with Broadband capacity upgrades

OVERALL PROGRESS


ULTRA-FAST BROADBAND (UFB) AND FIBRE PROGRESS



380 UFB TOWNS AND CITIES
are now complete



1,808,900 HOMES AND BUSINESSES
with UFB available
(99% complete)



1,258,782 HOMES AND BUSINESSES
connected to UFB



UPTAKE 70%



334 KM
Fibre Links KM
91% Complete

OUR OVERALL PROGRESS FOR UFB



86.3%
OF NEW ZEALANDERS
CAN NOW ACCESS UFB



591
MARAE
ARE NOW
CONNECTED



INVESTED
PTD*

\$2.0b

Total Investment



573
MARAE WITH
HARDWARE
INSTALLED

RURAL CONNECTIVITY PROGRESS



75,299 RURAL HOMES AND BUSINESSES
can access improved
broadband
89% complete



95 TOURISM SITES
have mobile
coverage
57% complete



1,059 KM OF STATE HIGHWAY
have mobile
coverage
75% complete



42%
Uptake on RCG
towers



364 MOBILE TOWERS
are live
69% complete



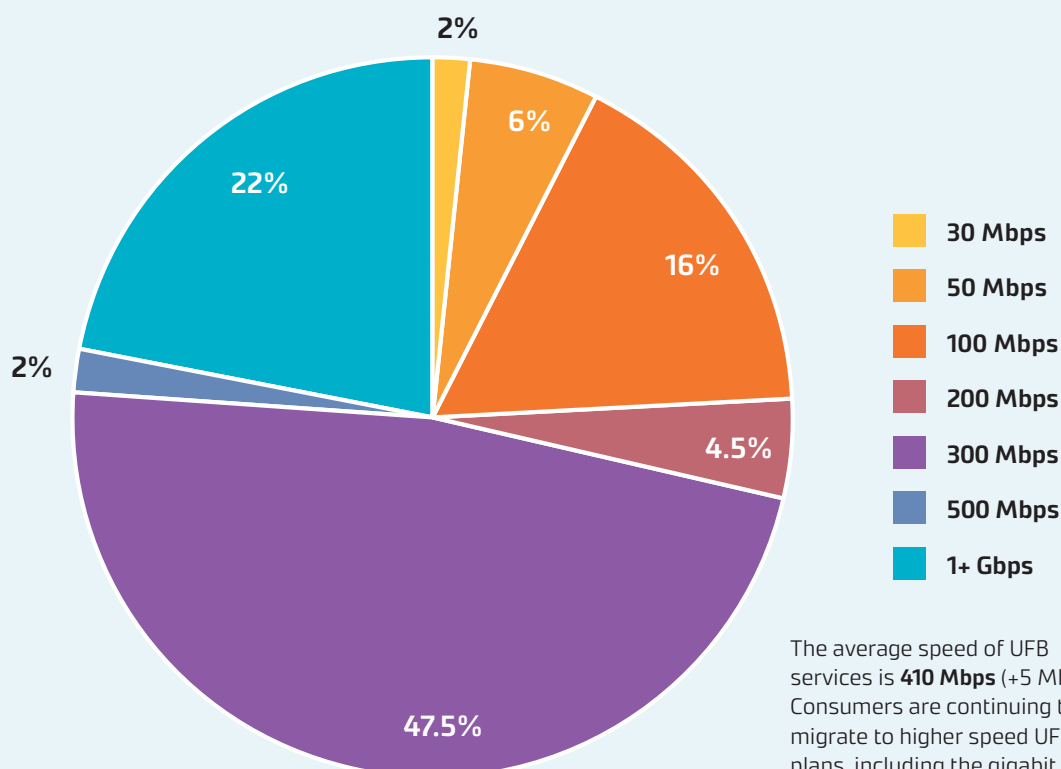
6,715 HOUSEHOLDS AND BUSINESSES
with Broadband
capacity upgrades

UFB SNAPSHOTS

TOP 10 CENTRES FOR UFB UPTAKE THIS QUARTER

RANK	TOWN	UPTAKE %	CHANGE IN RANK
1	Whatawhata	99%	0
2	Te Kauwhata	97%	0
3	Pokeno	97%	1
4	Horotiu	96%	-1
5	Waimauku	91%	0
6	West Melton	91%	NEW
7	Whirinaki	87%	-1
8	Rolleston	84%	-1
9	Lepperton	81%	0
10	Mosgiel	81%	-2

UFB PRODUCT MIX



GIGABIT CONNECTIONS


278,567

Gigabit connections - end of quarter

9,955

Additional connections this quarter

UPDATE BY REGION





NORTHLAND



UFB AND FIBRE

- There are **34** towns and cities with UFB available.
- **62%** of those with access to UFB have connected.
- There is a total of **30,868** premises connected.

RANK	TOWN	UPTAKE
1	Waipū	80%
2	Hikurangi	75%
3	Maungakaramaea	75%
4	Maungatapere	73%
5	Mangawhai	72%



RURAL CONNECTIVITY

- There are **8,818** rural households and businesses with improved broadband access with is **96%** of target.
- There are **105** kilometres of mobile coverage on State Highways which is **92%** of target.
- There are **11** tourist sites with mobile coverage which is **73%** of target.
- There have been **45** mobile towers built which is **83%** of target.



MARAE

There are **114** Marae connected in Northland.

TOTAL INVESTED:

Northland: **\$93m**



AUCKLAND



UFB AND FIBRE

- There are **30** towns and cities with UFB available.
- **78%** of those with access to UFB have connected.
- There is a total of **455,850** premises connected.

RANK	TOWN	UPTAKE
1	Waimauku	91%
2	Waiuku	80%
3	Auckland	79%
4	Warkworth	72%
5	Pukekohe	71%



RURAL CONNECTIVITY

- There are **5,137** rural households and businesses with improved broadband access with is **84%** of target.
- There are **16** kilometres of mobile coverage on State Highways which is **102%** of target.
- There have been **16** mobile towers built which is **57%** of target.
- There have been **404** rural households and businesses with broadband capacity upgrades, **131** Stop Sells* upgraded, which is **12%** of target.



MARAE

There are **22** Marae connected in Auckland.

TOTAL INVESTED:

Auckland: **\$491m**

* 'Stop sell' means that a customer who has mobile network coverage is unable to access a new broadband connection because the relevant network tower has no spare capacity.



WAIKATO



UFB AND FIBRE

- There are **58** towns and cities with UFB available.
- **68%** of those with access to UFB have connected.
- There is a total of **112,372** premises connected.

RANK	TOWN	UPTAKE
1	Whatawhata	99%
2	Te Kauwhata	97%
3	Pokeno	97%
4	Horotiu	96%
5	Hamilton	80%



RURAL CONNECTIVITY

- There are **8,634** rural households and businesses with improved broadband access with is **84%** of target.
- There are **77** kilometres of mobile coverage on State Highways which is **73%** of target.
- There are **7** tourist sites with mobile coverage which is **54%** of target.
- There have been **38** mobile towers built which is **67%** of target.
- There have been **2,269** rural households and businesses with broadband capacity upgraded with **412** of Stop Sells* upgraded which is **20%** of target.



MARAE

There are **89** Marae connected in Waikato.

TOTAL INVESTED:

Waikato: **\$207m**

* 'Stop sell' means that a customer who has mobile network coverage is unable to access a new broadband connection because the relevant network tower has no spare capacity.



BAY OF PLENTY



UFB AND FIBRE

- There are **24** towns and cities with UFB available.
- **70%** of those with access to UFB have connected.
- There is a total of **85,583** premises connected.

RANK	TOWN	UPTAKE
1	Tauranga	79%
2	Rotorua	65%
3	Kawerau	65%
4	Ōmokoroa	65%
5	Whakatāne	64%



RURAL CONNECTIVITY

- There are **5,411** rural households and businesses with improved broadband access with is **88%** of target.
- There are **47** kilometres of mobile coverage on State Highways which is **69%** of target.
- There are **8** tourist sites with mobile coverage which is **89%** of target.
- There have been **19** mobile towers built which is **73%** of target.
- There have been **502** rural households and businesses with broadband capacity upgraded with **188** of Stop Sells* upgraded which is **9%** of target.



MARAE

There are **116** Marae connected in the Bay of Plenty.

TOTAL INVESTED:

Bay of Plenty: **\$128m**

* 'Stop sell' means that a customer who has mobile network coverage is unable to access a new broadband connection because the relevant network tower has no spare capacity.



UFB AND FIBRE

- There are **5** towns and cities with UFB available.
- **63%** of those with access to UFB have connected.
- There is a total of **9,756** premises connected.

RANK	TOWN	UPTAKE
1	Gisborne	63%
2	Ruatoria	62%
3	Tolaga Bay	53%
4	Manutuke	51%
5	Te Karaka	39%



RURAL CONNECTIVITY

- There are **2,062** rural households and businesses with improved broadband access with is **86%** of target.
- There are **114** kilometres of mobile coverage on State Highways which is **102%** of target.
- There are **3** tourist sites with mobile coverage which is **75%** of target.
- There have been **12** mobile towers built which is **67%** of target.



MARAE

There are **57** Marae connected in Gisborne.

TOTAL INVESTED:

Gisborne: **\$23m**



HAWKE'S BAY



UFB AND FIBRE

- There are **14** towns and cities with UFB available.
- **63%** of those with access to UFB have connected.
- There is a total of **38,652** premises connected.

RANK	TOWN	UPTAKE
1	Whirinaki	87%
2	Bay View	71%
3	Havelock North	69%
4	Napier	67%
5	Takapau	65%



RURAL CONNECTIVITY

- There are **3,701** rural households and businesses with improved broadband access with is **88%** of target.
- There are **84** kilometres of mobile coverage on State Highways which is **82%** of target.
- There are **6** tourist sites with mobile coverage which is **67%** of target.
- There have been **35** mobile towers built which is **83%** of target.



MARAE

There are **54** Marae connected in Hawke's Bay.

TOTAL INVESTED:

Hawke's Bay: **\$77m**



TARANAKI



UFB AND FIBRE

- There are **17** towns and cities with UFB available.
- **68%** of those with access to UFB have connected.
- There is a total of **30,078** premises connected.

RANK	TOWN	UPTAKE
1	Lepperton	81%
2	New Plymouth	73%
3	Hāwera	68%
4	Inglewood	60%
5	Stratford	59%



RURAL CONNECTIVITY

- There are **2,467** rural households and businesses with improved broadband access with is **102%** of target.
- There are **53** kilometres of mobile coverage on State Highways which is **68%** of target.
- There are **3** tourist sites with mobile coverage which is **100%** of target.
- There have been **15** mobile towers built which is **88%** of target.



MARAE

There are **26** Marae connected in Taranaki.

TOTAL INVESTED:

Taranaki: **\$45m**



MANAWATŪ-WHANGANUI



UFB AND FIBRE

- There are **30** towns and cities with UFB available.
- **61%** of those with access to UFB have connected.
- There is a total of **55,813** premises connected.

RANK	TOWN	UPTAKE
1	Longburn	80%
2	Palmerston North	70%
3	Feilding	69%
4	Summerhill	67%
5	Levin	64%



RURAL CONNECTIVITY

- There are **10,747** rural households and businesses with improved broadband access with is **96%** of target.
- There are **63** kilometres of mobile coverage on State Highways which is **73%** of target.
- There are **3** tourist sites with mobile coverage which is **50%** of target.
- There have been **30** mobile towers built which is **77%** of target.
- There have been **50** rural households and businesses with broadband capacity upgraded with **6** of Stop Sells* upgraded which is **2%** of target.



MARAE

There are **59** Marae connected in Manawatū-Whanganui.

TOTAL INVESTED:

Manawatu-Whanganui: **\$125m**

* 'Stop sell' means that a customer who has mobile network coverage is unable to access a new broadband connection because the relevant network tower has no spare capacity.



WELLINGTON



UFB AND FIBRE

- There are **15** towns and cities with UFB available.
- **64%** of those with access to UFB have connected.
- There is a total of **141,728** premises connected.

RANK	TOWN	UPTAKE
1	Carterton	70%
2	Masterton	67%
3	Wellington	66%
4	Otaki	65%
5	Porirua	65%



RURAL CONNECTIVITY

- There are **3,066** rural households and businesses with improved broadband access with is **79%** of target.
- There is **1** tourist site with mobile coverage which is **20%** of target.
- There has been **10** mobile towers built which is **48%** of target.

MARAE

There are **23** Marae connected in Wellington.



TOTAL INVESTED:

Wellington: **\$194m**



UFB AND FIBRE

- There are **20** towns and cities with UFB available.
- **67%** of those with access to UFB have connected.
- There is a total of **37,115** premises connected.

RANK	TOWN	UPTAKE
1	Ruby Bay	79%
2	Nelson	78%
3	Blenheim	64%
4	Motueka	63%
5	Brightwater	60%



RURAL CONNECTIVITY

- There are **3,658** rural households and businesses with improved broadband access with is **73%** of target.
- There are **128** kilometres of mobile coverage on State Highways which is **94%** of target.
- There are **9** tourist sites with mobile coverage which is **60%** of target.
- There have been **30** mobile towers built which is **67%** of target.
- There have been **368** rural households and businesses with broadband capacity upgraded with **46** of Stop Sells* upgraded which is **15%** of target.



MARAE

There are **6** Marae connected in Top of the South.

TOTAL INVESTED:

Top of the South: **\$77m**

* 'Stop sell' means that a customer who has mobile network coverage is unable to access a new broadband connection because the relevant network tower has no spare capacity.



WEST COAST



UFB AND FIBRE

- There are **26** towns and cities with UFB available.
- **52%** of those with access to UFB have connected.
- There is a total of **6,686** premises connected.
- **205** kilometres of Fibre Link Backhaul built and is complete.

RANK	TOWN	UPTAKE
1	Hokitika	72%
2	Greymouth	61%
3	Runanga	60%
4	Taylorville	57%
5	Kaiata	56%



RURAL CONNECTIVITY

- There are **2,409** rural households and businesses with improved broadband access with is **84%** of target.
- There are **151** kilometres of mobile coverage on State Highways which is **58%** of target.
- There are **21** tourist sites with mobile coverage which is **68%** of target.
- There have been **30** mobile towers built which is **60%** of target.



MARAE

There are **5** Marae connected in West Coast.

TOTAL INVESTED:

West Coast: **\$53m**



CANTERBURY



UFB AND FIBRE

- There are **55** towns and cities with UFB available.
- **68%** of those with access to UFB have connected.
- There is a total of **169,520** premises connected.

RANK	TOWN	UPTAKE
1	West Melton	91%
2	Rolleston	84%
3	Lincoln	78%
4	Woodend	77%
5	Leeston	71%



RURAL CONNECTIVITY

- There are **9,107** rural households and businesses with improved broadband access with is **93%** of target.
- There are **86** kilometres of mobile coverage on State Highways which is **62%** of target.
- There are **8** tourist sites with mobile coverage which is **29%** of target.
- There have been **38** mobile towers built which is **63%** of target.
- There have been **2,698** rural households and businesses with broadband capacity upgraded with **727** of Stop Sells* upgraded which is **31%** of target.



MARAE

There are **14** Marae connected in Canterbury.

TOTAL INVESTED:

Canterbury: **\$259m**

* 'Stop sell' means that a customer who has mobile network coverage is unable to access a new broadband connection because the relevant network tower has no spare capacity.



OTAGO



UFB AND FIBRE

- There are **35** towns and cities with UFB available.
- **64%** of those with access to UFB have connected.
- There is a total of **62,250** premises connected.
- **43** kilometres of Fibre Link Backhaul built.

RANK	TOWN	UPTAKE
1	Mosgiel	81%
2	Cromwell	77%
3	Dunedin	72%
4	Wanaka	70%
5	Lake Hawea	68%



RURAL CONNECTIVITY

- There are **4,684** rural households and businesses with improved broadband access with is **94%** of target.
- There are **123** kilometres of mobile coverage on State Highways which is **84%** of target.
- There are **8** tourist sites with mobile coverage which is **67%** of target.
- There have been **22** mobile towers built which is **71%** of target.
- There have been **393** rural households and businesses with broadband capacity upgraded with **118** of Stop Sells* upgraded which is **22%** of target.



MARAE

There are **2** Marae connected in Otago.

TOTAL INVESTED:

Otago: **\$124m**

* 'Stop sell' means that a customer who has mobile network coverage is unable to access a new broadband connection because the relevant network tower has no spare capacity.



SOUTHLAND



UFB AND FIBRE

- There are **17** towns and cities with UFB available.
- **62%** of those with access to UFB have connected.
- There is a total of **22,512** premises connected.
- **87** kilometres of Fibre Link Backhaul built.

RANK	TOWN	UPTAKE
1	Otatara	78%
2	Invercargill	74%
3	Winton	53%
4	Mossburn	45%
5	Riversdale	40%



RURAL CONNECTIVITY

- There are **5,399** rural households and businesses with improved broadband access with is **92%** of target.
- There are **10** kilometres of mobile coverage on State Highways which is **24%** of target.
- There are **7** tourist sites with mobile coverage which is **44%** of target.
- There have been **24** mobile towers built which is **60%** of target.
- There have been **31** rural households and businesses with broadband capacity upgraded with **9** of Stop Sells* upgraded which is **5%** of target.



MARAE

There are **4** Marae connected in Southland.

TOTAL INVESTED:

Southland: **\$71m**

* 'Stop sell' means that a customer who has mobile network coverage is unable to access a new broadband connection because the relevant network tower has no spare capacity.