



Hanga Ngātahi • Building Together



Proudly Supported by the NZ Government

New Zealand Government

Te Kāwanatanga o Aotearoa

QUARTERLY CONNECTIVITY UPDATE

Q4: to 31 DECEMBER 2022



CONTENTS

Q4 HIGHLIGHTS	3
OUR TARGETS	4
OVERALL PROGRESS	5
UFB SNAPSHOTS	6
UPDATE BY REGION	
NORTHLAND	8
AUCKLAND	9
WAIKATO	10
BAY OF PLENTY	11
GISBORNE	12
HAWKE'S BAY	13
TARANAKI	14
MANAWATŪ-WHANGANUI	15
WELLINGTON	16
TOP OF THE SOUTH	17
WEST COAST	18
CANTERBURY	19
OTAGO	20
SOUTHLAND	21


Q4 HIGHLIGHTS

OCTOBER - DECEMBER 2022



12,431

UFB HOMES &
BUSINESSES
PASSED



20,915

UFB CONNECTIONS



71%

UFB UPTAKE



15

UFB TOWNS
AND CITIES
COMPLETED



10km

FIBRE LINKS KM
COMPLETE



43.5%

UPTAKE ON
RCG TOWERS



45

NEW MOBILE
TOWERS
COMPLETE



2,114

RURAL HOMES &
BUSINESSES WITH
ACCESS TO IMPROVED
BROADBAND



105km

STATE HIGHWAY
COVERED



16

NEW TOURISM
SITES COVERED



9

MARAE
CONNECTED
THIS QUARTER



13

MARAE WITH
HARDWARE
INSTALLED THIS QUARTER



7,740

RURAL HOMES
AND BUSINESSES
WITH BROADBAND CAPACITY
UPGRADES THIS QUARTER



\$70.2m

INVESTMENT
IN DIGITAL
CONNECTIVITY
THIS QUARTER

OUR TARGETS

ULTRA-FAST BROADBAND (UFB) TARGETS



OVER 1.8 MILLION HOMES & BUSINESSES

(87% of New Zealanders) will have access to UFB by the end of 2022



UFB will be rolled out to over 412 TOWNS & CITIES



When the programme is complete New Zealand will be one of the **LEADING COUNTRIES** in the OECD for fibre availability



OUR OVERALL TARGET

99.8%

of New Zealand's population will be able to access improved broadband by the end of 2023

RURAL CONNECTIVITY AND MOBILE BLACK SPOT TARGETS



877 ELIGIBLE MARAE

can connect to broadband on request



84,000 RURAL HOMES AND BUSINESSES

will receive improved broadband by the end of 2023



ABOUT 1,400KM of State Highway and over 168 TOURISM SITES

will receive mobile coverage



396KM FIBRE LINKS KMS*



69,313 RURAL HOMES AND BUSINESSES

with Broadband capacity upgrades

* Additional KMs added at Te Anau from Manapouri to Blackmount

OVERALL PROGRESS


ULTRA-FAST BROADBAND (UFB) TARGETS



412 UFB TOWNS AND CITIES
are now complete



1,834,051 HOMES AND BUSINESSES
with UFB available
(100% complete)



1,306,514 HOMES AND BUSINESSES
connected to UFB



UPTAKE
71%



353 KM
Fibre Links KM
89% Complete

UFB WAS COMPLETED IN DECEMBER 2022

OUR OVERALL PROGRESS FOR UFB



87%

**OF NEW ZEALANDERS
CAN NOW ACCESS UFB**



612
**MARAE
ARE NOW
CONNECTED**



**INVESTED
PTD***

\$2.1b

Total Investment



604
**MARAE WITH
HARDWARE
INSTALLED**

RURAL CONNECTIVITY PROGRESS



78,355 RURAL HOMES AND BUSINESSES
can access improved
broadband
93% complete



114 TOURISM SITES
have mobile
coverage
68% complete



1,211 KM OF STATE HIGHWAY
have mobile
coverage
86% complete



43.5%
Uptake on RCG
towers



422 MOBILE TOWERS
are live
80% complete



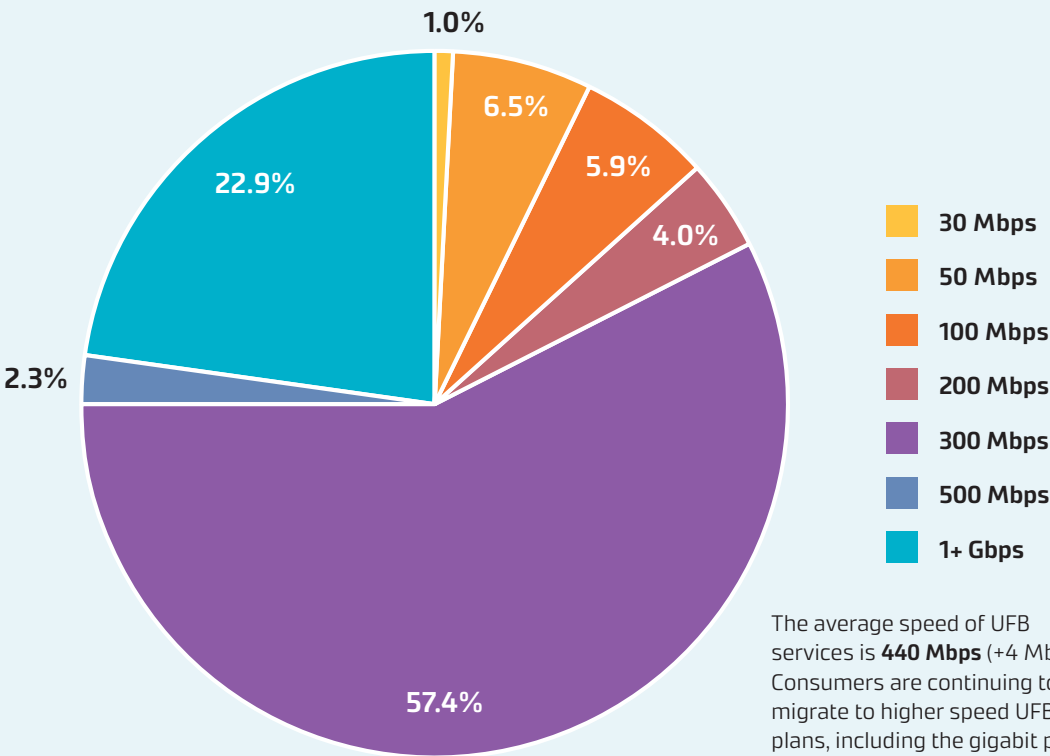
19,878 HOMES AND BUSINESSES
with Broadband
capacity upgrades
29% complete

UFB SNAPSHOTS

TOP 10 CENTRES FOR UFB UPTAKE THIS QUARTER

RANK	TOWN	UPTAKE %	CHANGE IN RANK
1	Whatawhata	99%	0
2	Te Kauwhata	99%	0
3	Kawakawa Bay	99%	new
4	Pokeno	99%	-1
5	Horotiu	99%	-1
6	Waimauku	94%	-1
7	West Melton	91%	-1
8	Waiau	90%	new
9	Whirinaki	89%	-2
10	Longburn	86%	-2

UFB PRODUCT MIX



GIGABIT CONNECTIONS

295,686

Gigabit connections - end of quarter

8,128

Additional connections this quarter

UPDATE BY REGION





NORTHLAND



UFB AND FIBRE

- There are **40** towns and cities with UFB available.
- **63%** of those with access to UFB have connected.
- There is a total of **31,893** premises connected.
- **59%** of population in the region has access to UFB.

RANK	TOWN	UPTAKE
1	Waipū	84%
2	Hikurangi	78%
3	Maungakaramea	77%
4	Mangawhai	77%
5	Kerikeri	75%



RURAL CONNECTIVITY

- There are **8,944** rural homes and businesses with improved broadband access which is **97%** of target.
- There are **123** kilometres of mobile coverage on State Highways which is **108%** of target.
- There are **12** tourist sites with mobile coverage which is **80%** of target.
- There have been **48** mobile towers built which is **89%** of target.
- There have been **2,810** rural homes and businesses with broadband capacity upgraded with **630** of Stop Sells* upgraded which is **44%** of target.



MARAE

There are **119** Marae connected in Northland.

TOTAL INVESTED:

Northland: **\$101m**

* 'Stop sell' means that a customer who has mobile network coverage is unable to access a new broadband connection because the relevant network tower has no spare capacity.



AUCKLAND



UFB AND FIBRE

- There are **31** towns and cities with UFB available.
- **80%** of those with access to UFB have connected.
- There is a total of **469,791** premises connected.
- **95%** of population in the region has access to UFB.

RANK	TOWN	UPTAKE
1	Kawakawa Bay	99%
2	Waimauku	94%
3	Waiuku	81%
4	Auckland	81%
5	Warkworth	77%



RURAL CONNECTIVITY

- There are **5,601** rural homes and businesses with improved broadband access which is **91%** of target.
- There are **16** kilometres of mobile coverage on State Highways which is **102%** of target.
- There have been **22** mobile towers built which is **79%** of target.
- There have been **992** rural homes and businesses with broadband capacity upgrades, **342** Stop Sells* upgraded, which is **18%** of target.



MARAE

There are **22** Marae connected in Auckland.

TOTAL INVESTED:

Auckland: **\$494m**

* 'Stop sell' means that a customer who has mobile network coverage is unable to access a new broadband connection because the relevant network tower has no spare capacity.



WAIKATO



UFB AND FIBRE

- There are **61** towns and cities with UFB available.
- **69%** of those with access to UFB have connected.
- There is a total of **118,299** premises connected.
- **79%** of population in the region has access to UFB.

RANK	TOWN	UPTAKE
1	Whatawhata	99%
2	Te Kauwhata	99%
3	Pokeno	99%
4	Horotiu	99%
5	Tuakau	84%



RURAL CONNECTIVITY

- There are **9,425** rural homes and businesses with improved broadband access which is **92%** of target.
- There are **85** kilometres of mobile coverage on State Highways which is **81%** of target.
- There are **11** tourist sites with mobile coverage which is **85%** of target.
- There have been **45** mobile towers built which is **79%** of target.
- There have been **5,216** rural homes and businesses with broadband capacity upgraded with **1,716** of Stop Sells* upgraded which is **36%** of target.



MARAE

There are **92** Marae connected in Waikato.

TOTAL INVESTED:

Waikato: **\$226m**

* 'Stop sell' means that a customer who has mobile network coverage is unable to access a new broadband connection because the relevant network tower has no spare capacity.



BAY OF PLENTY



UFB AND FIBRE

- There are **24** towns and cities with UFB available.
- **72%** of those with access to UFB have connected.
- There is a total of **88,442** premises connected.
- **85%** of population in the region has access to UFB.

RANK	TOWN	UPTAKE
1	Tauranga	81%
2	Kawerau	70%
3	Rotorua	67%
4	Ōmokoroa	67%
5	Whakatāne	65%



RURAL CONNECTIVITY

- There are **5,690** rural homes and businesses with improved broadband access which is **93%** of target.
- There are **46** kilometres of mobile coverage on State Highways which is **68%** of target.
- There are **8** tourist sites with mobile coverage which is **89%** of target.
- There have been **21** mobile towers built which is **81%** of target.
- There have been **2,581** rural homes and businesses with broadband capacity upgraded with **950** of Stop Sells* upgraded which is **38%** of target.



MARAE

There are **122** Marae connected in the Bay of Plenty.

TOTAL INVESTED:

Bay of Plenty: **\$131m**

* 'Stop sell' means that a customer who has mobile network coverage is unable to access a new broadband connection because the relevant network tower has no spare capacity.



GISBORNE



UFB AND FIBRE

- There are **5** towns and cities with UFB available.
- **65%** of those with access to UFB have connected.
- There is a total of **10,180** premises connected.
- **76%** of population in the region has access to UFB.

RANK	TOWN	UPTAKE
1	Gisborne	66%
2	Ruatoria	62%
3	Manutuke	61%
4	Tolaga Bay	53%
5	Te Karaka	44%



RURAL CONNECTIVITY

- There are **2,221** rural homes and businesses with improved broadband access which is **92%** of target.
- There are **114** kilometres of mobile coverage on State Highways which is **102%** of target.
- There are **3** tourist sites with mobile coverage which is **75%** of target.
- There have been **12** mobile towers built which is **67%** of target.
- There have been **11** rural homes and businesses with broadband capacity upgraded with **3** of Stop Sells* upgraded which is **1%** of target.



MARAE

There are **57** Marae connected in Gisborne.

TOTAL INVESTED:

Gisborne: **\$23m**

* 'Stop sell' means that a customer who has mobile network coverage is unable to access a new broadband connection because the relevant network tower has no spare capacity.



HAWKE'S BAY



UFB AND FIBRE

- There are **14** towns and cities with UFB available.
- **65%** of those with access to UFB have connected.
- There is a total of **40,285** premises connected.
- **82%** of population in the region has access to UFB.

RANK	TOWN	UPTAKE
1	Whirinaki	89%
2	Bay View	81%
3	Havelock North	70%
4	Napier	69%
5	Waipukurau	69%



RURAL CONNECTIVITY

- There are **3,817** rural homes and businesses with improved broadband access which is **91%** of target.
- There are **86** kilometres of mobile coverage on State Highways which is **84%** of target.
- There are **6** tourist sites with mobile coverage which is **67%** of target.
- There have been **37** mobile towers built which is **88%** of target.
- There have been **430** rural homes and businesses with broadband capacity upgraded with **181** of Stop Sells* upgraded which is **19%** of target.



MARAE

There are **56** Marae connected in Hawke's Bay.

TOTAL INVESTED:

Hawke's Bay: **\$79m**

* 'Stop sell' means that a customer who has mobile network coverage is unable to access a new broadband connection because the relevant network tower has no spare capacity.



TARANAKI



UFB AND FIBRE

- There are **17** towns and cities with UFB available.
- **70%** of those with access to UFB have connected.
- There is a total of **31,062** premises connected.
- **78%** of population in the region has access to UFB.

RANK	TOWN	UPTAKE
1	Lepperton	86%
2	New Plymouth	74%
3	Hāwera	72%
4	Inglewood	63%
5	Stratford	61%



RURAL CONNECTIVITY

- There are **2,512** rural homes and businesses with improved broadband access which is **104%** of target.
- There are **67** kilometres of mobile coverage on State Highways which is **86%** of target.
- There are **3** tourist sites with mobile coverage which is **100%** of target.
- There have been **16** mobile towers built which is **94%** of target.
- There have been **1,183** rural homes and businesses with broadband capacity upgraded with **286** of Stop Sells* upgraded which is **34%** of target.



MARAE

There are **28** Marae connected in Taranaki.

TOTAL INVESTED:

Taranaki: **\$47m**

* 'Stop sell' means that a customer who has mobile network coverage is unable to access a new broadband connection because the relevant network tower has no spare capacity.



MANAWATŪ-WHANGANUI



UFB AND FIBRE

- There are **36** towns and cities with UFB available.
- **61%** of those with access to UFB have connected.
- There is a total of **58,904** premises connected.
- **80%** of population in the region has access to UFB.

RANK	TOWN	UPTAKE
1	Longburn	86%
2	Levin	72%
3	Palmerston North	71%
4	Feilding	70%
5	Summerhill	70%



RURAL CONNECTIVITY

- There are **10,882** rural homes and businesses with improved broadband access which is **97%** of target.
- There are **63** kilometres of mobile coverage on State Highways which is **73%** of target.
- There are **3** tourist sites with mobile coverage which is **50%** of target.
- There have been **32** mobile towers built which is **82%** of target.
- There have been **690** rural homes and businesses with broadband capacity upgraded with **334** of Stop Sells* upgraded which is **20%** of target.



MARAE

There are **60** Marae connected in Manawatū-Whanganui.

TOTAL INVESTED:

Manawatu-Whanganui: **\$135m**

* 'Stop sell' means that a customer who has mobile network coverage is unable to access a new broadband connection because the relevant network tower has no spare capacity.



WELLINGTON



UFB AND FIBRE

- There are **16** towns and cities with UFB available.
- **66%** of those with access to UFB have connected.
- There is a total of **147,918** premises connected.
- **95%** of population in the region has access to UFB.

RANK	TOWN	UPTAKE
1	Carterton	73%
2	Otaihanga	73%
3	Lower Hutt	70%
4	Otaki	68%
5	Masterton	68%



RURAL CONNECTIVITY

- There are **3,412** rural homes and businesses with improved broadband access which is **88%** of target.
- There are **2** tourist sites with mobile coverage which is **40%** of target.
- There have been **19** mobile towers built which is **91%** of target.
- There have been **482** rural homes and businesses with broadband capacity upgraded with **201** of Stop Sells* upgraded which is **23%** of target.



MARAE

There are **23** Marae connected in Wellington.

TOTAL INVESTED:

Wellington: **\$197m**

* 'Stop sell' means that a customer who has mobile network coverage is unable to access a new broadband connection because the relevant network tower has no spare capacity.



TOP OF THE SOUTH



UFB AND FIBRE

- There are **22** towns and cities with UFB available.
- **69%** of those with access to UFB have connected.
- There is a total of **38,722** premises connected.
- **78%** of population in the region has access to UFB.

RANK	TOWN	UPTAKE
1	Ruby Bay	81%
2	Nelson	80%
3	Blenheim	65%
4	Motueka	65%
5	Brightwater	64%



RURAL CONNECTIVITY

- There are **3,735** rural homes and businesses with improved broadband access which is **74%** of target.
- There are **138** kilometres of mobile coverage on State Highways which is **101%** of target.
- There are **9** tourist sites with mobile coverage which is **60%** of target.
- There have been **33** mobile towers built which is **73%** of target.
- There have been **457** rural homes and businesses with broadband capacity upgraded with **121** of Stop Sells* upgraded which is **13%** of target.



MARAE

There are **7** Marae connected in Top of the South.

TOTAL INVESTED:

Top of the South: **\$79m**

* 'Stop sell' means that a customer who has mobile network coverage is unable to access a new broadband connection because the relevant network tower has no spare capacity.



WEST COAST



UFB AND FIBRE

- There are **26** towns and cities with UFB available.
- **54%** of those with access to UFB have connected.
- There is a total of **6,956** premises connected.
- **205** kilometres of Fibre Link Backhaul built and is complete.
- **68%** of population in the region has access to UFB.

RANK	TOWN	UPTAKE
1	Hokitika	73%
2	Kaniere	65%
3	Taylorville	63%
4	Greymouth	62%
5	Runanga	61%



RURAL CONNECTIVITY

- There are **2,462** rural homes and businesses with improved broadband access which is **86%** of target.
- There are **195** kilometres of mobile coverage on State Highways which is **75%** of target.
- There are **24** tourist sites with mobile coverage which is **83%** of target.
- There have been **37** mobile towers built which is **74%** of target.
- There have been **7** rural homes and businesses with broadband capacity upgraded which is **1%** of target.



MARAE

There are **5** Marae connected in West Coast.

TOTAL INVESTED:

West Coast: **\$57m**



CANTERBURY



UFB AND FIBRE

- There are **58** towns and cities with UFB available.
- **70%** of those with access to UFB have connected.
- There is a total of **175,335** premises connected.
- **86%** of population in the region has access to UFB.

RANK	TOWN	UPTAKE
1	West Melton	91%
2	Waiau	90%
3	Rolleston	84%
4	Lincoln	79%
5	Woodend	77%



RURAL CONNECTIVITY

- There are **9,519** rural homes and businesses with improved broadband access which is **98%** of target.
- There are **89** kilometres of mobile coverage on State Highways which is **64%** of target.
- There are **11** tourist sites with mobile coverage which is **39%** of target.
- There have been **45** mobile towers built which is **75%** of target.
- There have been **4,110** rural homes and businesses with broadband capacity upgraded with **1,549** of Stop Sells* upgraded which is **36%** of target.



MARAE

There are **14** Marae connected in Canterbury.

TOTAL INVESTED:

Canterbury: **\$277m**

* 'Stop sell' means that a customer who has mobile network coverage is unable to access a new broadband connection because the relevant network tower has no spare capacity.



OTAGO



UFB AND FIBRE

- There are **43** towns and cities with UFB available.
- **64%** of those with access to UFB have connected.
- There is a total of **65,160** premises connected.
- **43** kilometres of Fibre Link Backhaul built.
- **86%** of population in the region has access to UFB.

RANK	TOWN	UPTAKE
1	Mosgiel	81%
2	Cromwell	81%
3	Wanaka	75%
4	Dunedin	74%
5	Lake Hawea	73%



RURAL CONNECTIVITY

- There are **4,734** rural homes and businesses with improved broadband access which is **95%** of target.
- There are **149** kilometres of mobile coverage on State Highways which is **102%** of target.
- There are **10** tourist sites with mobile coverage which is **71%** of target.
- There have been **26** mobile towers built which is **84%** of target.
- There have been **539** rural homes and businesses with broadband capacity upgraded with **224** of Stop Sells* upgraded which is **10%** of target.



MARAE

There are **2** Marae connected in Otago.

TOTAL INVESTED:

Otago: **\$132m**

* 'Stop sell' means that a customer who has mobile network coverage is unable to access a new broadband connection because the relevant network tower has no spare capacity.



SOUTHLAND



UFB AND FIBRE

- There are **19** towns and cities with UFB available.
- **63%** of those with access to UFB have connected.
- There is a total of **23,568** premises connected.
- **106** kilometres of Fibre Link Backhaul built.
- **72%** of population in the region has access to UFB.

RANK	TOWN	UPTAKE
1	Otatara	81%
2	Invercargill	76%
3	Winton	57%
4	Mossburn	47%
5	Te Anau	44%



RURAL CONNECTIVITY

- There are **5,401** rural homes and businesses with improved broadband access which is **92%** of target.
- There are **38** kilometres of mobile coverage on State Highways which is **93%** of target.
- There are **12** tourist sites with mobile coverage which is **75%** of target.
- There have been **29** mobile towers built which is **73%** of target.
- There have been **370** rural homes and businesses with broadband capacity upgraded with **293** of Stop Sells* upgraded which is **22%** of target.



MARAE

There are **5** Marae connected in Southland.

TOTAL INVESTED:

Southland: **\$75m**

* 'Stop sell' means that a customer who has mobile network coverage is unable to access a new broadband connection because the relevant network tower has no spare capacity.