



Building Together • Hanga Ngātahi



Proudly Supported by the NZ Government

New Zealand Government

Te Kāwanatanga o Aotearoa

QUARTERLY INFRASTRUCTURE REFERENCE GROUP UPDATE

Q4: to 31 DECEMBER 2021



CONTENTS

IRG PROGRAMME OVERVIEW 3

Q4 HIGHLIGHTS 2021 4

PROGRESS TO DATE 5

COMPLETED PROJECTS THIS QUARTER 6

REGIONAL SUMMARY 7

UPDATE BY REGION

NORTHLAND 9

AUCKLAND 10

WAIKATO 11

BAY OF PLENTY 12

GISBORNE 13

HAWKE'S BAY 14

TARANAKI 15

MANAWATŪ-WHANGANUI 16

WELLINGTON 17

TOP OF THE SOUTH 18

WEST COAST 19

CANTERBURY 20

OTAGO 21

SOUTHLAND 22

NATIONWIDE 23

FULL PROJECT LIST 24

GLOSSARY 32



Above: Queenstown Arterial project - Suburb Street stormwater outfall
Cover: Auckland University

IRG PROGRAMME OVERVIEW

IN APRIL 2020, IN THE MIDDLE OF NEW ZEALAND'S COVID-19 LOCKDOWN, THE GOVERNMENT TASKED A GROUP OF INDUSTRY LEADERS TO SEEK OUT INFRASTRUCTURE PROJECTS THAT WERE READY TO START AS SOON AS THE CONSTRUCTION INDUSTRY RETURNED TO NORMAL IN ORDER TO REDUCE THE ECONOMIC IMPACT OF THE COVID-19 PANDEMIC.

The **Infrastructure Reference Group (IRG)** was set up, consisting of highly experienced infrastructure leaders. The IRG steering group assessed and put forward to Ministers projects from the private and public sector which would have an immediate stimulatory effect on the construction industry, its workforce and the economy, and also included a mix of smaller projects that could demonstrate a direct and immediate benefit to the regional economies and communities in which they were based.

The IRG received submissions on 1,924 projects with a combined value of around \$136 billion over a wide-ranging number of project types. Projects needed to show that they could be underway within 12 months from the date of funding being contracted, with material employment benefits and which provided national or regional public benefit. The submitted projects were considered against these criteria.

The IRG shovel ready announcement on 1 July 2020 identified 150 programmes/projects that were shortlisted to receive Government stimulus funding.

The IRG application process closed in late 2020, since July 2020 additional projects have been shortlisted. Projects have been announced progressively in principle and subject to due diligence. Once the appropriate due diligence was completed the projects were then formally approved by Ministers for the release of funding. Initially some approved programmes were split into smaller projects. Since the previous quarterly report, these have been rolled back up into their original programmes/projects for reporting purposes.

More information on the work of the Infrastructure Reference Group, the project criteria and the most recent list and status of all IRG projects is available on the Crown Infrastructure Partners website and on pages 25 to 32 of this report.



233
**SHORTLISTED
PROJECTS**



232
**APPROVED
PROJECTS**



224
**GOVERNMENT
FUNDING AGREEMENT**

PROJECTS WITH GOVERNMENT FUNDING AGREEMENTS



GOVERNMENT FUNDING
\$2.55bn



TOTAL PROJECT VALUE
\$4.29bn

Q4 HIGHLIGHTS 2021

PROJECTS



2

Approved



3

Government funding agreement



18

Commenced construction



7

Completed

FUNDING



\$189.7m

Government spend
7.6% of projected



\$94.9m[#]

Co-funded spend
5.6% of projected



\$284.6m

Total spend
6.8% of projected



\$374.0m

Procurement committed
8.9% of total value

WORKERS (Full Time Equivalent)



PROGRESS TO
PROJECTED: **+936**



GROWTH IN PROGRESS
TO PROJECTED: **42%**



CHANGE OF ON-SITE FTE
END OF QUARTER:¹ **+33**

SECTORS TOTAL FUNDED THIS QUARTER²



TRANSPORT
\$54.8m



HOUSING
\$38.5m



COMMUNITY
\$121.6m



SERVICES
\$31.5m



ENVIRONMENT
\$38.1m

¹ COVID Level 3/4 restrictions had an impact on this quarter figures.

² Includes Government and co-funding

[#] Co-funding spend can fluctuate as this sometimes include working capital due to the timing of government funding payments linked to project milestones.

PROGRESS TO DATE

PROJECTS



232

Approved



224

Government funding agreement



203

Commenced construction



34

Completed

FUNDING



\$732.6m

Government spend
28.7% of projected



\$663.9m[#]

Co-funded spend
38.1% of projected



\$1.40b

Total spend
32.5% of projected



\$2.0b

Procurement committed
46.6% of total value

WORKERS (Full Time Equivalent)



**PROGRESS TO
PROJECTED: 6,012**



**PROJECTED:
12,872**



**PROGRESS ACHIEVED
OF PROJECTED: 47%**



**ON-SITE FTE END
OF QUARTER: 2,418**

SECTORS TOTAL FUNDED¹




**TRANSPORT
35 PROJECTS
\$376.1m**




**HOUSING
21 PROJECTS
\$139.0m**



**COMMUNITY
83 PROJECTS
\$641.4m**



**SERVICES
18 PROJECTS
\$127.4m**



**ENVIRONMENT
67 PROJECTS
\$112.7m**

¹ Includes Government and co-funding

[#] Co-funding spend can fluctuate as this sometimes include working capital due to the timing of government funding payments linked to project milestones.

COMPLETED PROJECTS THIS QUARTER

Auckland City Mission - HomeGround


IRG Funding: \$27m | Project Budget: \$116m

The Auckland City Mission HomeGround project is an essential service offering community benefit that results directly from the opportunity to build capacity and capability for housing, health and social services not only within the Auckland region but also New Zealand. It will deliver:

- 80 apartments - This facility adopts a New Zealand first model of supportive housing, reflecting international best practice.
- A medical detoxification facility
- A social detoxification facility
- The Calder Centre, a dental clinic and pharmacy
- Haeata Community Kitchen offering meals .
- Retail and community spaces will be available for therapeutic interventions, including social enterprise

initiatives, a conference and event facilities for all Aucklanders.

“What this means is that 80 Aucklanders will be housed, and at least 40 of those who have been chronically homeless - on the street for over a year, or 4 episodes of rough sleeping in the last three years. Between medical and social detox there are 25 beds, to support people struggling with addiction. The medical centre on the ground floor, called The Calder Centre, named after our founder Jasper Calder, is a primary health care centre, has enrolled patients of 2000. A service called Haeata, with a commercial kitchen, a community centre, providing one good meal each day for 200-300 people. Quite simply life changing for thousands of people a year”. Helen Robinson, Manutaki, Auckland City Mission.

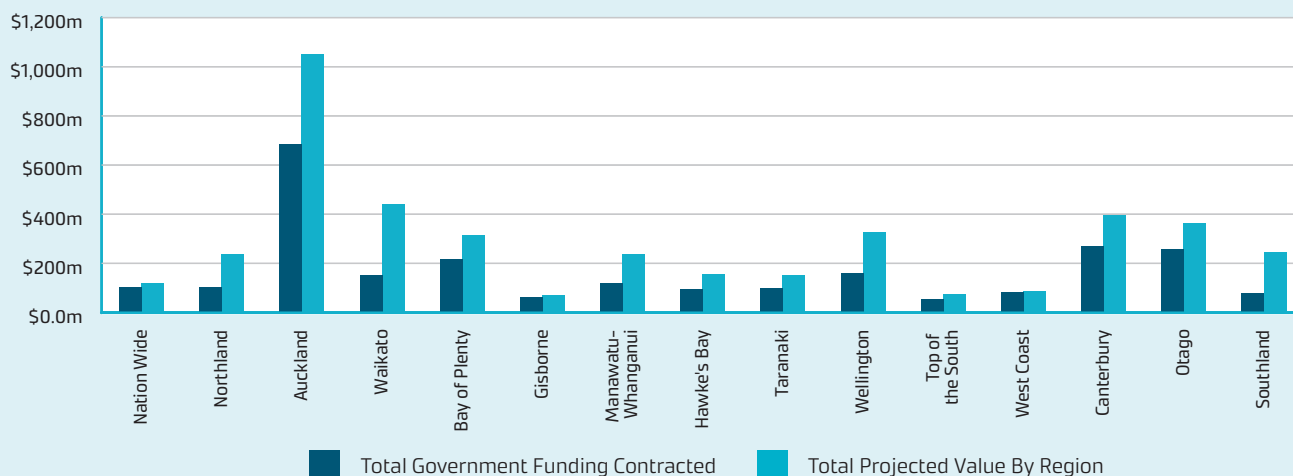


COMPLETED PROJECTS IN QUARTER

REGION	PROJECT NAME	PROJECT OWNER	PROJECT SPEND \$M	IRG FUNDING \$M	FTE
Auckland	Auckland City Mission HomeGround	Auckland City Mission	\$112.5	\$27.0	270.00
Auckland	Puhinui Interchange (Bus-Rail)	Auckland Transport	\$69.8	\$21.4	151.70
Auckland	Papaioea Place Community	Palmerston North City Council	\$4.6	\$4.6	27.00
West Coast	Slope Stability - Omoto Slip (KiwiRail)	KiwiRail	\$13.0	\$13.0	32.85
Canterbury	Waka Ama	New Brighton Waka Sports Association Incorporated	\$0.1	\$0.1	1.20
Otago	Ophir Peace Memorial Hall	Central Otago District Council	\$0.2	\$0.2	5.00
Otago	Lower Clutha River project	Otago Regional Council	\$0.9	\$0.6	7.00
December Quarter Completed		7	\$201.1	\$66.8	495
Previous Quarters Completed		27	\$183.9	\$76.1	750
Total Completed Projects		34	\$385.0	\$142.9	1,245

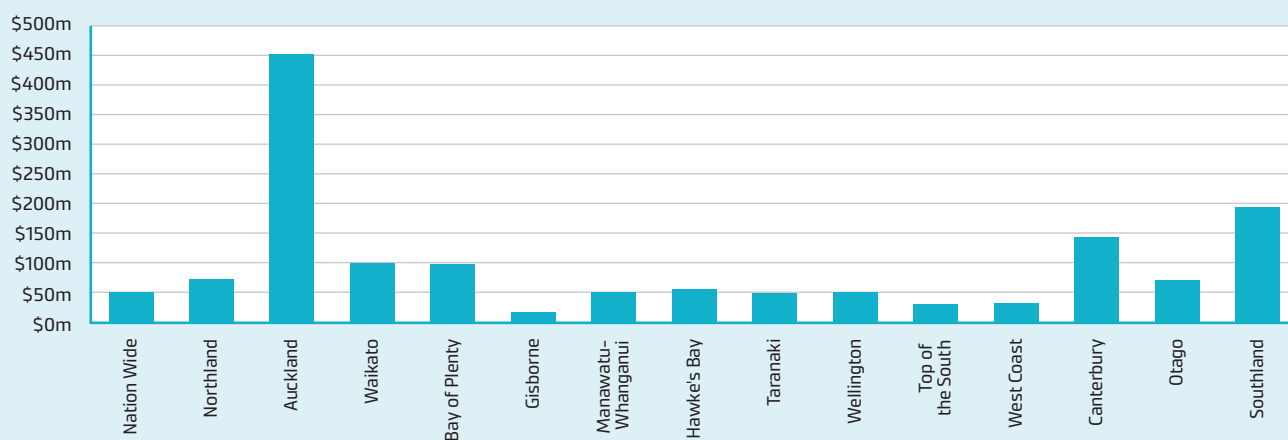
REGIONAL SUMMARY

TOTAL GOVERNMENT FUNDING CONTRACTED AND TOTAL PROJECTED VALUE

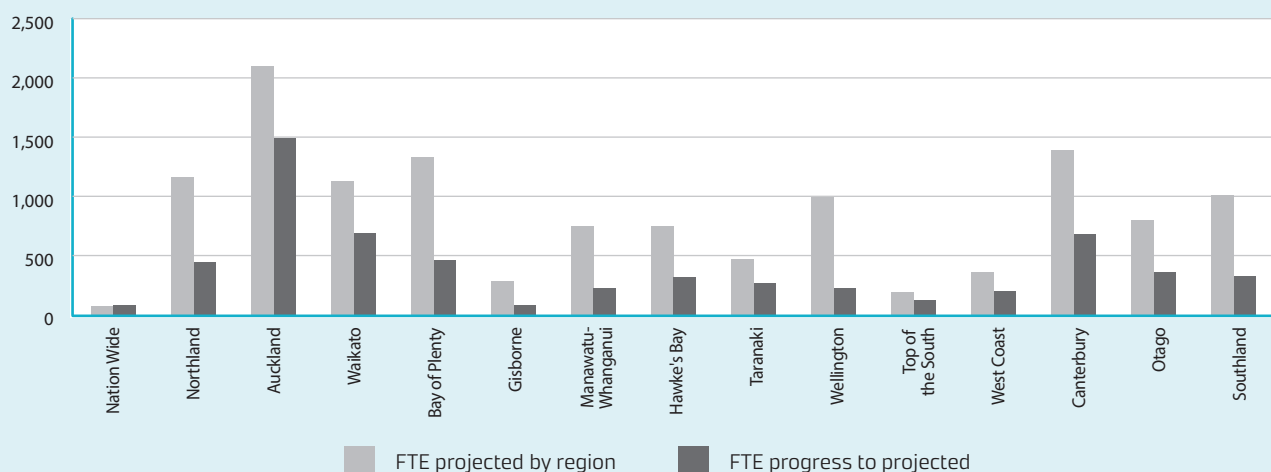


Total projected value is deemed on the same basis therefore is total value of contracted projects

TOTAL SPEND PROJECT TO DATE



FTE PROJECTED AND PROGRESS TO PROJECTED







NORTHLAND



PROJECTS

32
Approved

31
Government
funding
agreement

26
Commenced
construction

3
Completed



FUNDING[#]

\$46.6m
Government
spend

\$25.4m
Co-funded
spend

\$71.9m
Total
spend

\$87.5m
Procurement
committed



LOCAL WORKERS FTE^{*}

Progress
to projected:
446
38% to projected

Growth
this Quarter:
72

Projected:
1,168

FTE on-site
end of quarter:
195

PROJECT HIGHLIGHTS THIS QUARTER



SH 10 Papakawau Culvert Northland



Kerikeri Skate Park

* FTE refers to full time equivalent hours worked.

Co-funding spend can fluctuate as this sometimes include working capital due to the timing of government funding payments linked to project milestones.



AUCKLAND



PROJECTS

18
Approved

17
Government
funding
agreement

17
Commenced
construction

3
Completed



FUNDING[#]

\$208.2m
Government
spend

\$243m
Co-funded
spend

\$451.2m
Total
spend

\$702.5m
Procurement
committed



LOCAL WORKERS FTE^{*}

Progress
to projected:
1,501
71% to projected

Growth
this Quarter:
188

Projected:
2,121

FTE on-site
end of quarter:
597

PROJECT HIGHLIGHTS THIS QUARTER



Auckland University



Auckland Film Studio

* FTE refers to full time equivalent hours worked.

Co-funding spend can fluctuate as this sometimes include working capital due to the timing of government funding payments linked to project milestones.



WAIKATO



PROJECTS

25
Approved

25
Government
funding
agreement

19
Commenced
construction

4
Completed



FUNDING*

\$40.7m
Government
spend

\$57.4m
Co-funded
spend

\$98.1m
Total
spend

\$157.1m
Procurement
committed



LOCAL WORKERS FTE*

Progress
to projected:
694
61% to projected

Growth
this Quarter:
171

Projected:
1,139

FTE on-site
end of quarter:
261

PROJECT HIGHLIGHTS THIS QUARTER



Taupo residential and commercial land block



Taupo - Town Centre Upgrade

* FTE refers to full time equivalent hours worked.

Co-funding spend can fluctuate as this sometimes include working capital due to the timing of government funding payments linked to project milestones.



BAY OF PLENTY



PROJECTS

13
Approved

13
Government
funding
agreement

13
Commenced
construction

2
Completed



FUNDING[#]

\$55.4m
Government
spend

\$42.3m
Co-funded
spend

\$97.7m
Total
spend

\$169.8m
Procurement
committed



LOCAL WORKERS FTE^{*}

Progress
to projected:
463
35% to projected

Growth
this Quarter:
44

Projected:
1,339

FTE on-site
end of quarter:
202

PROJECT HIGHLIGHTS THIS QUARTER



Omokoroa Road urbanisation project



Wheranui Road Unlocking urban land

* FTE refers to full time equivalent hours worked.

Co-funding spend can fluctuate as this sometimes include working capital due to the timing of government funding payments linked to project milestones.



PROJECTS

5

Approved

5

Government
funding
agreement

4

Commenced
construction

0

Completed



FUNDING[#]

\$11.3m

Government
spend

\$5.1m

Co-funded
spend

\$16.4m

Total
spend

\$25.2m

Procurement
committed



LOCAL WORKERS FTE^{*}

Progress
to projected:

85

30% to projected

Growth
this Quarter:

42

Projected:

282

FTE on-site
end of quarter:

72

PROJECT HIGHLIGHTS THIS QUARTER



Gisborne Climate Resilience Waiapoa Flood Control scheme



Kiwa Pools

* FTE refers to full time equivalent hours worked.

[#] Co-funding spend can fluctuate as this sometimes include working capital due to the timing of government funding payments linked to project milestones.



HAWKE'S BAY



PROJECTS

11
Approved

11
Government
funding
agreement

11
Commenced
construction

2
Completed



FUNDING[#]

\$45.7m
Government
spend

\$9.8m
Co-funded
spend

\$55.4m
Total
spend

\$66.5m
Procurement
committed



LOCAL WORKERS FTE^{*}

Progress
to projected:
317
42% to projected

Growth
this Quarter:
71

Projected:
756

FTE on-site
end of quarter:
133

PROJECT HIGHLIGHTS THIS QUARTER



Hastings District Council – Social Housing



Pettigrew Green Arena Expansion

* FTE refers to full time equivalent hours worked.

[#] Co-funding spend can fluctuate as this sometimes include working capital due to the timing of government funding payments linked to project milestones.



TARANAKI



PROJECTS

9
Approved

9
Government
funding
agreement

9
Commenced
construction

0
Completed



FUNDING[#]

\$29.7m
Government
spend

\$18.4m
Co-funded
spend

\$48.2m
Total
spend

\$60.3m
Procurement
committed



LOCAL WORKERS FTE^{*}

Progress
to projected:
268
57% to projected

Growth
this Quarter:
34

Projected:
469

FTE on-site
end of quarter:
143

PROJECT HIGHLIGHTS THIS QUARTER



Yarrow Stadium

* FTE refers to full time equivalent hours worked.

[#] Co-funding spend can fluctuate as this sometimes include working capital due to the timing of government funding payments linked to project milestones.



MANAWATŪ-WHANGANUI



PROJECTS

13
Approved

12
Government
funding
agreement

10
Commenced
construction

1
Completed



FUNDING*

\$26.2m
Government
spend

\$24.2m
Co-funded
spend

\$50.4m
Total
spend

\$82.4m
Procurement
committed



LOCAL WORKERS FTE*

Progress
to projected:
229
30% to projected

Growth
this Quarter:
33

Projected:
754

FTE on-site
end of quarter:
114

PROJECT HIGHLIGHTS THIS QUARTER



Horowhenua Business Park



Ruapehu Affordable Housing

* FTE refers to full time equivalent hours worked.

Co-funding spend can fluctuate as this sometimes include working capital due to the timing of government funding payments linked to project milestones.



WELLINGTON



PROJECTS

15
Approved

15
Government
funding
agreement

14
Commenced
construction

0
Completed



FUNDING*

\$29.3m
Government
spend

\$21.5m
Co-funded
spend

\$50.8m
Total
spend

\$62.7m
Procurement
committed



LOCAL WORKERS FTE*

Progress
to projected:
229
23% to projected

Growth
this Quarter:
36

Projected:
1,004

FTE on-site
end of quarter:
52

PROJECT HIGHLIGHTS THIS QUARTER



Wellington District Court



Sacred Heart Cathedral

* FTE refers to full time equivalent hours worked.

Co-funding spend can fluctuate as this sometimes include working capital due to the timing of government funding payments linked to project milestones.



PROJECTS

10
Approved

8
Government
funding
agreement

8
Commenced
construction

2
Completed



FUNDING[#]

\$15.2m
Government
spend

\$14.9m
Co-funded
spend

\$30.1m
Total
spend

\$38.6m
Procurement
committed



LOCAL WORKERS FTE^{*}

Progress
to projected:
127
67% to projected

Growth
this Quarter:
40

Projected:
188

FTE on-site
end of quarter:
66

PROJECT HIGHLIGHTS THIS QUARTER



Riverlands Extension Kendrick Road Crossing



Wairau River Clip ons Preparatory works

* FTE refers to full time equivalent hours worked.

Co-funding spend can fluctuate as this sometimes include working capital due to the timing of government funding payments linked to project milestones.



WEST COAST



PROJECTS

15
Approved

15
Government
funding
agreement

14
Commenced
construction

3
Completed



FUNDING[#]

\$30.3m
Government
spend

\$0.5m
Co-funded
spend

\$30.9m
Total
spend

\$25.6m
Procurement
committed



LOCAL WORKERS FTE^{*}

Progress
to projected:
203
57% to projected

Growth
this Quarter:
10

Projected:
358

FTE on-site
end of quarter:
61

PROJECT HIGHLIGHTS THIS QUARTER



Omoto Slip Repair

* FTE refers to full time equivalent hours worked.

Co-funding spend can fluctuate as this sometimes include working capital due to the timing of government funding payments linked to project milestones.



CANTERBURY



PROJECTS

29
Approved

28
Government
funding
agreement

26
Commenced
construction

10
Completed



FUNDING[#]

\$69.8m
Government
spend

\$72.3m
Co-funded
spend

\$142.1m
Total
spend

\$215.6m
Procurement
committed



LOCAL WORKERS FTE^{*}

Progress
to projected:
688
49% to projected

Growth
this Quarter:
80

Projected:
1,399

FTE on-site
end of quarter:
248

PROJECT HIGHLIGHTS THIS QUARTER



CCC Major Cycle Routes – Northern Line



YMCA Christchurch

* FTE refers to full time equivalent hours worked.

Co-funding spend can fluctuate as this sometimes include working capital due to the timing of government funding payments linked to project milestones.



OTAGO



PROJECTS

15
Approved

14
Government
funding
agreement

13
Commenced
construction

3
Completed



FUNDING[#]

\$41.8m
Government
spend

\$27.9m
Co-funded
spend

\$69.8m
Total
spend

\$119.9m
Procurement
committed



LOCAL WORKERS FTE^{*}

Progress
to projected:
360
45% to projected

Growth
this Quarter:
99

Projected:
803

FTE on-site
end of quarter:
194

PROJECT HIGHLIGHTS THIS QUARTER



Otago Polytech



Queenstown Town Centre Upgrade

* FTE refers to full time equivalent hours worked.

[#] Co-funding spend can fluctuate as this sometimes include working capital due to the timing of government funding payments linked to project milestones.



SOUTHLAND



PROJECTS

19
Approved

18
Government
funding
agreement

16
Commenced
construction

1
Completed



FUNDING*

\$32.4m
Government
spend

\$101.1m
Co-funded
spend

\$133.6m
Total
spend

\$143.3m
Procurement
committed



LOCAL WORKERS FTE*

Progress
to projected:
329
32% to projected

Growth
this Quarter:
17

Projected:
1,017

FTE on-site
end of quarter:
60

PROJECT HIGHLIGHTS THIS QUARTER



Awarua Runanga - New Kaumatua housing



Installing PA speaker Homer Tunnel

* FTE refers to full time equivalent hours worked.

Co-funding spend can fluctuate as this sometimes include working capital due to the timing of government funding payments linked to project milestones.



NATIONWIDE



PROJECTS

3
Approved

3
Government
funding
agreement

3
Commenced
construction

0
Completed



FUNDING*

\$50m
Government
spend

\$0.0m
Co-funded
spend

\$50m
Total
spend

\$44.9m
Procurement
committed



LOCAL WORKERS FTE*

Progress
to projected:
71
95% to projected

Growth
this Quarter:
0

Projected:
75

FTE on-site
end of quarter:
18

PROJECT HIGHLIGHTS THIS QUARTER



Hexatronix factory in Porirua manufacturing fibre ducting for Rural Capacity Upgrade

* FTE refers to full time equivalent hours worked.

Co-funding spend can fluctuate as this sometimes include working capital due to the timing of government funding payments linked to project milestones.

GOVERNMENT FUNDING CONTRACTED: DECEMBER 2021

PROJECT METRICS						PROJECT TO DATE						
PROJECT NAME	PROJECT OWNER	SECTOR	STATUS	PROJECT VALUE \$M	GOVT FUNDING \$M	GOVT SPEND \$M	TOTAL SPEND \$M	FTE ON-SITE QTR END	FTE TO PROJECTED	FTE % OF PROJECTED	CONSTRUCTION COMMENCEMENT	PROJECT COMPLETION
NATION WIDE												
Digital package – Rural Connectivity	Crown Infrastructure Partners	Services	Construction	\$56,492,556	\$46,266,000	\$4,413,818	\$4,413,818	0	0	-	Q4 CY2021	Q1 CY2024
Digital package – Marae Connectivity	Crown Infrastructure Partners	Services	Construction	\$7,000,000	\$7,000,000	\$5,587,797	\$5,587,797	0.45	1.71	85.7%	Q4 CY2020	Q1 CY2023
Fire Stations (FENZ)	Fire and Emergency New Zealand	Services	Construction	\$56,100,000	\$51,300,000	\$39,972,522	\$39,972,522	17.20	69.70	95.5%	Q3 CY2020	Q2 CY2023
Nation Wide Total	3			\$119,592,556	\$104,566,000	\$49,974,138	\$49,974,138	17.65	71.41	95.2%		
NORTHLAND												
Animal Shelters	Far North District Council	Community	Construction	\$2,900,000	\$1,000,000	\$400,000	\$1,704,830	-	43.03	78.2%	Q1 CY2021	Q4 CY2022
Awanui River Flood Protection Scheme	Northland Regional Council	Environment	Construction	\$15,200,000	\$11,400,000	\$8,421,081	\$9,394,878	5.74	8.09	27.0%	Q1 CY2020	Q2 CY2023
FNDC jetties – Pukenui, Unahi, Rangitane	Far North Holdings Ltd	Transport	Construction	\$7,700,000	\$4,500,000	\$1,500,000	\$3,387,201	16.32	16.32	25.9%	Q2 CY2021	Q4 CY2022
Mangonui Waterfront Facilities	Far North District Council	Environment	Construction	\$2,860,000	\$1,750,000	\$1,312,500	\$2,206,741	16.40	16.40	65.6%	Q3 CY2021	Q2 CY2022
Mid-North Sports Package: Kerikeri	Far North District Council	Community	Construction	\$3,000,000	\$3,000,000	\$1,500,000	\$1,500,000	11.27	11.34	75.6%	Q1 CY2021	Q2 CY2022
Mid-North Sports Package: Lindvart Park	Kaikohe & Districts Sportsville Incorporated	Community	Pre-Work	\$9,850,000	\$6,250,000	\$1,125,000	\$1,125,000	1.19	2.00	3.9%	Q1 CY2022	Q4 CY2023
Mid-North Sports Package: Te Haa	Our Kerikeri Community Charitable Trust	Community	Construction	\$550,000	\$550,000	\$365,300	\$365,300	1.16	4.50	64.3%	Q3 CY2021	Q2 CY2022
Mid-North Sports Package: Waipapa	Far North District Council	Community	Construction	\$6,000,000	\$2,000,000	\$1,000,000	\$1,888,953	0.82	8.00	24.2%	Q3 CY2021	Q3 CY2022
Northland Rugby	Northland Rugby Union	Community	Complete	\$7,100,000	\$1,500,000	\$1,425,000	\$7,038,000	-	58.00	54.2%	Q4 CY2020	Q3 CY2021
Paihia Waterfront Development	Far North District Council	Community	Pre-Work	\$16,800,000	\$8,000,000	\$800,000	\$1,219,739	1.92	4.00	4.5%	Q1 CY2022	Q4 CY2023
Panguru Flood Mitigation	Northland Regional Council	Environment	Construction	\$1,500,000	\$1,125,000	\$366,409	\$741,409	0.01	14.74	136.5%	Q1 CY2020	Q2 CY2022
Te Hiku o te Ika Revitalisation	Far North District Council	Community	Construction	\$7,000,000	\$7,000,000	\$3,500,000	\$3,500,000	12.29	12.29	15.4%	Q4 CY2020	Q4 CY2022
Ancient Kauri Trail – Kaihu Valley	Kaipara District Council	Community	Construction	\$4,000,000	\$4,000,000	\$400,000	\$400,000	5.82	11.25	51.1%	Q4 CY2021	Q4 CY2022
Kaipara Stopbank Enhancement	Kaipara District Council	Environment	Pre-Work	\$74,800,000	\$6,000,000	\$-	\$-	1.19	1.19	3.1%	Q1 CY2022	Q2 CY2024
Baylys Beach – Lifesaving Facility	Baylys Beach Community Trust	Community	Complete	\$1,743,500	\$100,000	\$98,713	\$1,698,713	-	11.00	129.4%	Q4 CY2020	Q4 CY2020
Dargaville Racecourse*	Dargaville Racing Club Incorporated	Community	Construction	\$900,000	\$900,000	\$900,000	\$900,000	3.71	8.00	66.7%	Q4 CY2020	Q2 CY2023
Kaiwaka footbridges	Kaipara District Council	Transport	Construction	\$750,000	\$750,000	\$230,435	\$230,435	1.65	2.06	13.7%	Q4 CY2021	Q1 CY2022
Kauri Museum*	Otamatea Kauri and Pioneer Museum Board	Community	Construction	\$3,000,000	\$3,000,000	\$1,500,000	\$1,500,000	1.08	6.60	26.9%	Q1 CY2021	Q4 CY2022
Mangawhai Package – Shared Pathway	Kaipara District Council	Community	Construction	\$7,925,000	\$2,400,000	\$1,200,000	\$4,199,933	42.98	67.29	224.3%	Q2 CY2021	Q4 CY2022
Maungaturoto Dementia Care Facility	Maungaturoto Community Charitable Trust Inc	Community	Complete	\$3,600,000	\$1,750,000	\$1,750,000	\$2,506,602	-	22.00	200.0%	Q4 CY2020	Q2 CY2021
Paparoa Housing	Paparoa Community Charitable Trust	Housing	Construction	\$4,500,000	\$750,000	\$375,000	\$1,841,000	-	-	0.0%	Q4 CY2020	Q1 CY2022
Sealing Kaipara roads	Kaipara District Council	Transport	Construction	\$8,060,000	\$4,910,000	\$2,500,000	\$5,650,000	24.16	24.66	43.3%	Q4 CY2020	Q3 CY2022
Digital package NPF Fibre	Northpower Fibre Limited	Services	Construction	\$1,400,000	\$734,000	\$367,000	\$984,079	-	11.48	328.0%	Q2 CY2021	Q1 CY2022
Active Modes Urban Shared Paths Programme	Whangarei District Council	Transport	Construction	\$16,000,000	\$16,000,000	\$8,000,000	\$8,000,000	16.31	17.27	19.9%	Q4 CY2020	Q2 CY2023
Northland Inc – Economic Recovery and Action Plan*	Northland Inc	Community	Construction	\$750,000	\$750,000	\$350,000	\$350,000	1.90	2.30	57.5%	Q4 CY2020	Q1 CY2023
Hihiaua Cultural Centre	Hihiaua Cultural Centre	Community	Pre-Work	\$16,000,000	\$3,000,000	\$-	\$-	-	-	0.0%	Q2 CY2023	Q1 CY2025
Papakawau Estuary Resilience/Kerikeri Gateway SH10	Waka Kotahi NZ Transport Agency	Environment	Construction	\$5,000,000	\$5,000,000	\$3,202,431	\$3,202,431	9.90	20.48	81.9%	Q3 CY2021	Q2 CY2022
Pohe Island Bike Park	Whangarei District Council	Community	Construction	\$5,020,000	\$2,000,000	\$1,800,000	\$4,238,416	0.70	20.00	66.7%	Q4 CY2020	Q2 CY2022

= Construction commenced or completed dates shaded green.

'-' Means information has not yet been provided on this project and will be included in the next report.

* Commencement date has been revised in line with the definition of 'Construction Started'

continued on next page

GOVERNMENT FUNDING CONTRACTED: DECEMBER 2021

PROJECT METRICS						PROJECT TO DATE						
PROJECT NAME	PROJECT OWNER	SECTOR	STATUS	PROJECT VALUE \$M	GOVT FUNDING \$M	GOVT SPEND \$M	TOTAL SPEND \$M	FTE ON-SITE QTR END	FTE TO PROJECTED	FTE % OF PROJECTED	CONSTRUCTION COMMENCEMENT	PROJECT COMPLETION
Ruakaka Recreation Centre	Ruakaka Recreation Centre Incorporated	Community	Construction	\$3,285,000	\$2,500,000	\$250,000	\$250,000	0.20	3.65	27.0%	Q4 CY2021	Q3 CY2022
He Korowai Trust housing infrastructure	He Korowai Trust	Community	Pre-Work	\$1,829,000	\$1,829,000	\$914,500	\$914,500	-	-		Q1 CY2022	Q4 CY2022
Whangarei Boys High School	Whangarei Boys High School	Community	Construction	\$1,000,000	\$1,000,000	\$1,000,000	\$1,000,000	18.04	18.04	35.4%	Q3 CY2021	Q1 CY2022
Northland Total	31			\$240,022,500	\$105,448,000	\$46,553,369	\$71,938,160	194.75	445.97	38.2%		
AUCKLAND												
Auckland City Mission HomeGround	Auckland City Mission	Community	Complete	\$116,000,000	\$27,000,000	\$27,000,000	\$112,540,673	-	270.00	225.0%	Q1 CY2020	Q4 CY2021
Sound Stages Auckland Film Studios (ATEED)	Auckland Council	Services	Construction	\$35,000,000	\$30,000,000	\$400,000	\$400,000	20.48	35.38	35.4%	Q4 CY2021	Q4 CY2022
Auckland Housing Programme: Roskill South	Kainga Ora	Housing	Construction	\$11,240,000	\$10,000,000	\$8,293,028	\$8,293,028	22.80	51.50	198.1%	Q4 CY2020	Q3 CY2022
Auckland Housing Programme: Tamaki*	Kainga Ora	Housing	Construction	\$11,840,000	\$11,340,000	\$6,157,036	\$6,157,036	16.36	24.20	53.8%	Q1 CY2021	Q2 CY2023
Building Auckland's Resource Recovery	Auckland Council	Environment	Construction	\$18,150,292	\$10,673,000	\$1,190,628	\$5,950,457	9.37	85.57	182.1%	Q1 CY2021	Q3 CY2023
Ferry Basin Redevelopment: Stage 1	Auckland Transport	Transport	Complete	\$116,460,000	\$42,000,000	\$42,000,000	\$116,887,000	-	240.00	120.0%	Q3 CY2019	Q2 CY2021
Kāinga Ora Mangere Priority Wastewater Upgrades*	Kainga Ora	Housing	Construction	\$25,000,000	\$25,000,000	\$4,201,479	\$4,201,479	0.31	34.00	113.3%	Q3 CY2020	Q2 CY2024
Kāinga Ora Mt Roskill Water and Wastewater	Kainga Ora	Housing	Construction	\$65,000,000	\$65,000,000	\$6,308,638	\$6,308,638	12.43	26.96	36.0%	Q1 CY2021	Q3 CY2024
Kāinga Ora Tamaki Priority Wastewater Upgrades*	Kainga Ora	Housing	Construction	\$33,000,000	\$33,000,000	\$3,530,885	\$3,530,885	0.76	9.40	26.9%	Q3 CY2020	Q4 CY2023
Northcote Development Stormwater Trunk Provision	Kainga Ora	Housing	Construction	\$14,300,000	\$13,000,000	\$12,183,715	\$12,183,715	11.10	23.00	57.5%	Q1 CY2020	Q3 CY2022
Northwestern Busway	Auckland Transport	Transport	Construction	\$100,000,000	\$50,000,000	\$370,000	\$370,000	42.78	43.63	21.8%	Q3 CY2021	Q2 CY2025
Owairaka Development Stormwater Network Provision	Kainga Ora	Housing	Construction	\$34,100,000	\$31,230,000	\$33,322,264	\$33,322,264	26.90	63.20	63.2%	Q1 CY2020	Q4 CY2022
Puhinui Interchange (Bus-Rail)	Auckland Transport	Transport	Complete	\$67,932,123	\$22,104,403	\$21,351,061	\$69,781,061	-	151.70	75.9%	Q4 CY2019	Q4 CY2021
Te Mahurehure Expansion Projects*	Te Mahurehure Cultural Marae Society Inc	Community	Construction	\$16,684,242	\$6,000,000	\$2,281,531	\$7,524,207	32.79	36.49	57.9%	Q3 CY2020	Q4 CY2022
Te Whau Pathway	Auckland Council	Transport	Construction	\$35,308,000	\$35,308,000	\$689,661	\$689,661	7.12	12.17	30.4%	Q4 CY2020	Q4 CY2024
Unitec Housing Development	MHUD	Housing	Construction	\$75,000,000	\$75,000,000	\$4,210,510	\$4,210,510	32.01	32.01	12.8%	Q2 CY2021	Q2 CY2023
UoA - Faculty of Education and Social Work	University of Auckland	Community	Construction	\$275,000,000	\$200,000,000	\$34,693,949	\$58,872,381	362.27	362.27	65.9%	Q4 CY2020	Q3 CY2023
Auckland Total	17			\$1,050,014,657	\$686,655,403	\$208,184,385	\$451,222,995	597.49	1,501.47	70.8%		
WAIKATO												
Hot Water Beach Surf Life Saving Club	Hot Water Beach Lifeguard Service Inc.	Community	Complete	\$253,000	\$167,000	\$167,000	\$253,000	-	3.00	42.9%	Q3 CY2020	Q4 CY2020
Kōpū Marine Precinct	Thames Coromandel District Council	Transport	Pre-Work	\$8,200,000	\$8,200,000	\$1,370,000	\$1,370,000	2.20	43.00	134.4%	Q1 CY2022	Q1 CY2023
Minimum Viable Hydrogen Refuelling Network	EECA	Environment	Pre-Work	\$30,230,000	\$20,000,000	\$4,566,900	\$6,363,300	14.08	14.08	35.2%	Q1 CY2022	Q1 CY2023
Onemana Surf Life Saving Community	Onemana Surf Life Saving Club	Community	Complete	\$622,000	\$317,000	\$285,300	\$680,015	-	36.00	65.5%	Q3 CY2020	Q1 CY2021
Paunau Surf Life Saving Community	Paunau Surf Life Saving Club	Community	Construction	\$1,021,000	\$676,000	\$338,000	\$338,000	4.76	4.76	5.0%	Q4 CY2021	Q2 CY2022
Tairua Surf Life Saving Community	Tairua Surf Life Saving Club	Community	Pre-Work	\$710,000	\$699,000	\$349,000	\$349,000	-	2.00	13.3%	Q1 CY2022	Q3 CY2022
Fish passage pumps critical flood protection	Waikato Regional Council	Environment	Construction	\$7,000,000	\$4,480,000	\$1,359,040	\$2,153,865	1.09	18.50	71.2%	Q4 CY2020	Q2 CY2024
Lake Kimihia*	Waikato Regional Council	Environment	Pre-Work	\$1,000,000	\$640,000	\$135,494	\$153,847	0.08	1.39	17.4%	Q1 CY2022	Q1 CY2024

= Construction commenced or completed dates shaded green.

'-' Means information has not yet been provided on this project and will be included in the next report.

* Commencement date has been revised in line with the definition of 'Construction Started'

continued on next page

GOVERNMENT FUNDING CONTRACTED: DECEMBER 2021

PROJECT METRICS						PROJECT TO DATE						
PROJECT NAME	PROJECT OWNER	SECTOR	STATUS	PROJECT VALUE \$M	GOVT FUNDING \$M	GOVT SPEND \$M	TOTAL SPEND \$M	FTE ON-SITE QTR END	FTE TO PROJECTED	FTE % OF PROJECTED	CONSTRUCTION COMMENCEMENT	PROJECT COMPLETION
Lake Waikare plantings & river works	Waikato Regional Council	Environment	Construction	\$5,500,000	\$3,520,000	\$988,985	\$1,904,539	115.55	11.87	95.0%	Q4 CY2020	Q4 CY2023
Mill Road Pump Station	Waikato Regional Council	Environment	Construction	\$3,000,000	\$1,920,000	\$254,827	\$339,468	6.31	6.31	70.1%	Q4 CY2020	Q3 CY2022
Roger Harris Pump-station Upgrade	Waikato Regional Council	Environment	Construction	\$1,500,000	\$960,000	\$160,147	\$235,429	0.54	7.00	100.0%	Q3 CY2021	Q2 CY2023
Sunset Beach Community Hub and Lifeguard Facility	Sunset Beach Lifeguard Charitable Trust	Community	Complete	\$2,362,000	\$454,000	\$454,000	\$2,291,875	-	8.00	26.7%	Q3 CY2019	Q2 CY2021
Replacement Barge Construction Project	Waikato Regional Council	Environment	Pre-Work	\$3,000,000	\$1,920,000	\$-	\$23,326	0.53	0.53	1.9%	Q2 CY2022	Q4 CY2023
Foreshore East & West Stopbank	Waikato Regional Council	Environment	Construction	\$3,000,000	\$1,920,000	\$271,360	\$409,305	1.02	2.33	12.9%	Q3 CY2021	Q4 CY2023
Ngatea Left Bank Stopbank and Ngatea to Pipiroa	Waikato Regional Council	Environment	Construction	\$1,200,000	\$768,000	\$198,400	\$347,593	0.31	1.83	8.3%	Q1 CY2021	Q4 CY2023
Piako Scheme Right Stopbanks	Waikato Regional Council	Environment	Construction	\$3,000,000	\$1,920,000	\$326,400	\$479,965	0.68	22.00	62.9%	Q1 CY2021	Q4 CY2023
Ruakura Inland Port West	Tainui Group Holdings Limited	Services	Construction	\$106,000,000	\$40,000,000	\$1,000,000	\$27,258,598	-	275.40	110.2%	Q1 CY2021	Q4 CY2023
Te Awa Cycleway Hamilton to Cambridge section	Hamilton City Council	Transport	Construction	\$16,200,000	\$8,200,000	\$6,560,000	\$12,947,028	38.10	49.37	93.2%	Q1 CY2021	Q1 CY2022
Dementia (Eden Care) Unit*	Beattie Community Trust Inc.	Community	Complete	\$8,500,000	\$3,000,000	\$3,000,000	\$9,190,788	-	38.00	73.1%	Q3 CY2020	Q2 CY2021
Otorohonga KiwiHouse	Otorohanga Kiwi House Charitable Trust	Community	Construction	\$8,000,000	\$2,000,000	\$1,000,000	\$2,360,752	10.67	11.14	55.7%	Q3 CY2020	Q4 CY2023
Southern Waikato Integrated Training Centre	South Waikato Investment Fund Trust (SWIFT)	Community	Construction	\$14,000,000	\$10,840,000	\$820,000	\$2,616,764	13.45	13.45	22.4%	Q3 CY2021	Q1 CY2023
Te Kuiti Sports Stadium	Game on Charitable Trust	Community	Pre-Work	\$7,000,000	\$500,000	\$-	\$689,117	-	-	0.0%	Q1 CY2022	Q1 CY2023
Shared Paths	Taupo District Council	Transport	Construction	\$10,600,000	\$10,500,000	\$1,600,000	\$1,600,000	14.93	52.03	123.9%	Q4 CY2020	Q4 CY2022
Taupo EUL Block	Tauhara Management Limited	Housing	Construction	\$180,000,000	\$8,000,000	\$-	\$8,242,282	11.00	12.10	12.1%	Q1 CY2021	Q4 CY2022
Taupo Town Centre Transformation	Taupo District Council	Community	Construction	\$20,600,000	\$20,600,000	\$15,500,000	\$15,500,000	25.69	59.70	64.9%	Q3 CY2020	Q1 CY2023
Waikato Total	25			\$442,498,000	\$152,201,000	\$40,704,853	\$98,097,855	260.99	693.80	60.9%		

BAY OF PLENTY												
Taheke Geothermal Power Station Enabling Works	Eastland Generation Limited	Environment	Construction	\$11,900,000	\$11,900,000	\$5,115,488	\$5,115,488	-	138.64	770.2%	Q3 CY2021	Q1 CY2022
Omokoroa Road Safety	Western Bay of Plenty District Council	Housing	Construction	\$32,100,000	\$14,000,000	\$2,309,006	\$6,951,349	24.25	30.00	60.0%	Q4 CY2020	Q3 CY2022
Eastern Region - Surf Lifesaving Rescue Base	Omanu Beach Charitable Trust	Community	Construction	\$2,890,000	\$2,890,000	\$2,795,000	\$2,795,000	6.74	18.38	87.5%	Q2 CY2021	Q4 CY2022
Papamoa Surf Rescue Base	Papamoa Community Surf Rescue Base Trust	Community	Complete	\$5,400,000	\$800,000	\$800,000	\$5,400,000	-	28.30	104.8%	Q4 CY2020	Q1 CY2021
Te Papa Spatial Plan (Cameron Road)	Tauranga City Council	Housing	Construction	\$84,782,300	\$45,000,000	\$6,121,000	\$12,402,322	73.13	102.62	51.3%	Q3 CY2021	Q4 CY2023
Rangitaiki River Resilience and Flood Protection	Bay of Plenty Regional Council	Environment	Construction	\$13,700,000	\$10,275,000	\$4,851,711	\$6,997,710	4.63	18.60	34.4%	Q4 CY2020	Q4 CY2022
Bay of Plenty River Schemes Flood Resilience Project	Bay of Plenty Regional Council	Environment	Construction	\$17,200,000	\$12,900,000	\$2,377,512	\$3,655,690	6.20	28.63	35.8%	Q4 CY2020	Q4 CY2023
Kaingaroa Community Development Project	Rotorua Lakes Council & Te Puni Kokiri	Community	Construction	\$14,400,000	\$5,000,000	\$3,000,000	\$6,900,000	3.91	42.00	35.0%	Q4 CY2020	Q4 CY2022
Rotorua: Wheranui Road Unlocking urban land	Rotorua District Council	Housing	Construction	\$20,000,000	\$20,000,000	\$290,000	\$290,000	7.95	11.90	29.8%	Q1 CY2021	Q3 CY2023
SH30 Rotorua	Waka Kotahi NZ Transport Agency	Transport	Construction	\$35,000,000	\$35,000,000	\$3,345,057	\$3,345,057	7.09	12.82	6.1%	Q3 CY2021	Q2 CY2023
St John Rotorua	St Johns - Rotorua	Community	Complete	\$9,194,000	\$9,194,000	\$8,690,735	\$8,690,735	-	57.00	43.5%	Q4 CY2020	Q2 CY2021
Wai Ariki Hot Springs and Spa - Rotorua	Pukeroa Lakefront Holdings Limited	Services	Construction	\$56,750,000	\$38,000,000	\$3,765,289	\$23,215,966	34.68	39.38	15.4%	Q1 CY2021	Q3 CY2022
Opotiki CBD improvement	Opotiki District Council	Community	Construction	\$11,900,000	\$11,900,000	\$11,900,000	\$11,900,000	33.80	73.80	55.5%	Q4 CY2020	Q2 CY2022
Bay of Plenty Total	13			\$315,216,300	\$216,859,000	\$55,360,799	\$97,659,317	202.38	463.43	34.6%		

= Construction commenced or completed dates shaded green.

'-' Means information has not yet been provided on this project and will be included in the next report.

* Commencement date has been revised in line with the definition of 'Construction Started'

continued on next page

GOVERNMENT FUNDING CONTRACTED: DECEMBER 2021

PROJECT METRICS						PROJECT TO DATE						
PROJECT NAME	PROJECT OWNER	SECTOR	STATUS	PROJECT VALUE \$M	GOVT FUNDING \$M	GOVT SPEND \$M	TOTAL SPEND \$M	FTE ON-SITE QTR END	FTE TO PROJECTED	FTE % OF PROJECTED	CONSTRUCTION COMMENCEMENT	PROJECT COMPLETION
GISBORNE												
Rugby Park grandstand rebuild	Poverty Bay Rugby Football Union	Community	Construction	\$8,000,000	\$8,000,000	\$900,000	\$900,000	1.05	4.00	13.3%	Q4 CY2021	Q2 CY2023
Gisborne Olympic Pool	Gisborne District Council	Community	Construction	\$46,055,000	\$40,350,000	\$6,456,764	\$9,323,457	11.24	18.56	37.1%	Q3 CY2021	Q2 CY2023
Midway SLSC Surf Rescue Community Hub	Midway Surf Life Saving Club	Community	Construction	\$5,264,000	\$5,000,000	\$1,500,000	\$1,700,000	47.62	47.62	25.7%	Q3 CY2021	Q4 CY2022
Eastcape Marine Infrastructure	Te Rimu Trust	Transport	Pre-Work	\$2,500,000	\$2,500,000	\$20,547	\$20,547	-	-		Q4 CY2022	Q3 CY2023
Waipaoa River Flood Control Scheme	Gisborne District Council	Environment	Construction	\$10,000,000	\$7,500,000	\$2,437,500	\$4,477,381	12.24	14.70	122.5%	Q4 CY2020	Q3 CY2023
Gisborne Total	5			\$71,819,000	\$63,350,000	\$11,314,811	\$16,421,385	72.15	84.88	30.2%		
MANAWATU-WHANGANUI												
New Whanganui Hub (NZ Police)	New Zealand Police	Community	Pre-Work	\$25,000,000	\$25,000,000	\$429,160	\$429,160	0.09	7.00	7.0%	Q3 CY2022	Q4 CY2024
Sarjeant Gallery	Whanganui District Council	Community	Construction	\$55,000,000	\$11,600,000	\$3,000,000	\$24,183,729	45.70	45.70	17.6%	Q2 CY2020	Q2 CY2023
Social and affordable housing for Ruapehu District	Ruapehu District Council	Housing	Construction	\$2,405,000	\$2,405,000	\$750,475	\$750,475	2.24	3.68	24.5%	Q4 CY2021	Q3 CY2022
Marton Rail Hub	Rangitikei District Council	Transport	Pre-Work	\$10,125,000	\$9,100,000	\$1,137,000	\$1,137,000	2.55	26.00	59.1%	Q1 CY2022	Q4 CY2022
Rangitikei River Enhancement	Horizons Regional Council	Environment	Construction	\$5,200,000	\$3,900,000	\$414,087	\$763,556	4.97	15.16	252.6%	Q4 CY2020	Q1 CY2024
Palmerston North Flood Protection	Horizons Regional Council	Environment	Construction	\$7,000,000	\$5,250,000	\$701,565	\$1,003,364	2.75	4.00	40.0%	Q4 CY2020	Q1 CY2024
Papaioea Place Community	Palmerston North City Council	Housing	Complete	\$5,205,680	\$4,623,224	\$4,623,224	\$5,205,680	-	27.00	20.0%	Q2 CY2020	Q4 CY2021
Route 52 Improvements (Central Hawkes Bay to Weber)	Tararua District Council	Transport	Construction	\$14,600,000	\$14,600,000	\$9,800,000	\$9,800,000	30.31	45.00	100.0%	Q1 CY2021	Q2 CY2024
Foxton Flood Mitigation	Horizons Regional Council	Environment	Construction	\$6,000,000	\$4,500,000	\$744,663	\$972,173	8.36	11.34	189.1%	Q3 CY2021	Q1 CY2024
Gladstone Green Growth Area	Horowhenua District Council	Housing	Construction	\$38,100,000	\$25,100,000	\$1,826,414	\$3,667,683	7.11	16.41	21.9%	Q1 CY2021	Q1 CY2025
Horowhenua Business Park Infrastructure*	The Horowhenua Company Limited	Community	Construction	\$53,850,000	\$2,900,000	\$2,610,333	\$2,610,333	5.81	19.00	50.0%	Q3 CY2020	Q1 CY2022
Lower Manawatu Flood Protection Resilience	Horizons Regional Council	Environment	Construction	\$15,000,000	\$11,250,000	\$211,989	\$505,818	4.09	9.17	45.9%	Q3 CY2021	Q1 CY2024
Manawatu-Whanganui Total	12			\$236,903,224	\$120,228,224	\$26,248,910	\$50,446,515	113.98	229.46	30.4%		
HAWKE'S BAY												
Wairoa River Flood Protection Scheme	Hawkes Bay Regional Council	Environment	Construction	\$1,000,000	\$640,000	\$640,000	\$1,001,715	6.46	6.46	40.4%	Q4 CY2020	Q1 CY2022
Flaxmere Housing: Tarbet Street	Hastings District Council	Transport	Complete	\$2,000,000	\$2,000,000	\$1,847,607	\$1,847,607	-	27.00	96.4%	Q3 CY2020	Q1 CY2021
Flaxmere Housing: Waingakau	Te Taiwhenua O Heretaunga (TToH)	Transport	Construction	\$2,500,000	\$2,500,000	\$2,100,000	\$2,921,485	43.59	43.59	161.4%	Q4 CY2020	Q2 CY2022
Hawke's Bay Regional Aquatic Centre	Hawke's Bay Community Fitness Centre Trust	Community	Construction	\$32,300,000	\$32,000,000	\$26,300,000	\$26,563,000	50.59	59.43	45.7%	Q4 CY2020	Q3 CY2022
Iona Road Housing	Hastings District Council	Housing	Construction	\$23,700,000	\$11,500,000	\$582,466	\$3,007,203	3.91	25.00	13.9%	Q1 CY2021	Q1 CY2023
Upper Tukituki Flood Control Scheme	Hawkes Bay Regional Council	Environment	Construction	\$8,000,000	\$5,120,000	\$389,043	\$552,349	1.28	5.50	34.4%	Q3 CY2021	Q4 CY2023
Upper Tukituki Flood control Scheme - SH50 Bridge	Hawkes Bay Regional Council	Environment	Complete	\$1,000,000	\$640,000	\$640,000	\$1,000,000	-	9.00	56.3%	Q4 CY2020	Q3 CY2021
Ellison St / Chambers connectivity	Napier City Council	Transport	Construction	\$2,747,000	\$2,747,000	\$2,700,000	\$2,700,000	8.04	8.04	133.9%	Q4 CY2021	Q2 CY2022
Heretaunga Plains Flood Control Protection	Hawkes Bay Regional Council	Environment	Construction	\$20,000,000	\$12,800,000	\$942,761	\$1,634,658	9.94	10.00	66.7%	Q4 CY2021	Q4 CY2023
Pettigrew Green Arena expansion	Regional Indoor Sports and Events Centre Trust	Community	Construction	\$14,500,000	\$6,400,000	\$6,200,000	\$10,891,885	9.36	30.00	30.0%	Q2 CY2021	Q3 CY2022
Te Mata Mushrooms	Te Mata Mushrooms Holdings Limited	Services	Construction	\$50,000,000	\$19,500,000	\$3,323,539	\$3,323,539	-	92.61	41.7%	Q1 CY2021	Q2 CY2024
Hawke's Bay Total	11			\$157,747,000	\$95,847,000	\$45,665,416	\$55,443,441	133.16	316.62	41.9%		

= Construction commenced or completed dates shaded green.

'-' Means information has not yet been provided on this project and will be included in the next report.

* Commencement date has been revised in line with the definition of 'Construction Started'

continued on next page

GOVERNMENT FUNDING CONTRACTED: DECEMBER 2021

PROJECT METRICS						PROJECT TO DATE						
PROJECT NAME	PROJECT OWNER	SECTOR	STATUS	PROJECT VALUE \$M	GOVT FUNDING \$M	GOVT SPEND \$M	TOTAL SPEND \$M	FTE ON-SITE QTR END	FTE TO PROJECTED	FTE % OF PROJECTED	CONSTRUCTION COMMENCEMENT	PROJECT COMPLETION
TARANAKI												
Thermal Drying Facility Replacement	EECA	Environment	Construction	\$37,000,000	\$37,000,000	\$3,350,000	\$3,350,000	10.20	17.48	22.7%	Q4 CY2021	Q2 CY2024
Cycling Education Park & Half Basketball Court	Stratford District Council	Community	Construction	\$1,870,000	\$1,870,000	\$1,835,000	\$1,835,000	-	16.00	100.0%	Q4 CY2020	Q1 CY2022
Dawson Falls Lodge Development	Te Rere o Kapuni Limited	Services	Construction	\$4,100,000	\$3,000,000	\$523,700	\$998,640	25.31	25.31	79.1%	Q3 CY2021	Q4 CY2022
Replacement Indoor Aquatic Facility	Stratford District Council	Community	Construction	\$21,500,000	\$8,000,000	\$6,600,000	\$10,905,618	20.70	20.70	51.8%	Q1 CY2021	Q4 CY2022
Yarrow Stadium Redevelopment*	Taranaki Regional Council	Community	Construction	\$50,000,000	\$20,000,000	\$3,166,322	\$13,695,161	27.35	100.00	100.0%	Q4 CY2020	Q1 CY2024
Green School New Zealand	Green School Properties Limited & Green School Farm Limited	Environment	Construction	\$11,700,000	\$11,700,000	\$2,868,976	\$2,868,976	26.77	31.63	48.7%	Q4 CY2020	Q2 CY2023
Library, Arts and Culture Centre (Te Ramanui o Ruaputahanga)	South Taranaki District Council	Community	Construction	\$12,500,000	\$4,000,000	\$2,200,000	\$3,640,183	9.07	9.07	36.3%	Q2 CY2021	Q4 CY2022
Mawhitiwhiti Kanihi Pa Build Project	Te Kupenga O Kanihi Charitable Trust	Housing	Construction	\$5,500,000	\$5,500,000	\$4,997,314	\$4,997,314	6.50	26.00	37.7%	Q4 CY2020	Q1 CY2022
Nukumarū Station Road construction	South Taranaki District Council	Transport	Construction	\$10,140,000	\$7,000,000	\$4,200,000	\$5,887,608	17.55	22.00	48.9%	Q3 CY2021	Q4 CY2022
Taranaki Total	9			\$154,310,000	\$98,070,000	\$29,741,312	\$48,178,500	143.45	268.19	57.2%		
WELLINGTON												
Hood Aerodrome Infrastructure Upgrade	Masterton District Council	Transport	Construction	\$17,070,000	\$10,000,000	\$500,000	\$589,361	1.80	14.00	28.0%	Q4 CY2020	Q1 CY2026
Masterton Skatepark Revamp	Masterton District Council	Community	Construction	\$1,300,000	\$1,300,000	\$1,170,000	\$1,303,919	11.94	11.94	79.6%	Q2 CY2021	Q2 CY2022
Kapiti Gateway	Kapiti Coast District Council	Community	Construction	\$4,460,000	\$2,230,000	\$1,115,000	\$2,248,418	-	11.00	36.7%	Q3 CY2021	Q4 CY2022
Wairarapa Five Towns Trails Project	Wairarapa Trails Action Group	Transport	Construction	\$1,360,000	\$1,360,000	\$300,000	\$300,000	-	0.60	1.5%	Q3 CY2021	Q3 CY2022
Maidstone Sportshub	Upper Hutt City Council	Community	Construction	\$31,800,000	\$15,000,000	\$685,000	\$2,533,300	7.32	21.75	29.0%	Q3 CY2021	Q2 CY2023
Eastern Bays Shared Path	Hutt City Council	Transport	Construction	\$30,000,000	\$15,000,000	\$907,197	\$2,088,197	8.52	8.93	19.0%	Q2 CY2021	Q3 CY2025
Hutt River Flood Management - Erosion Protection	Greater Wellington Regional Council	Environment	Construction	\$9,800,000	\$6,272,000	\$816,324	\$2,030,855	-	26.39	120.0%	Q3 CY2021	Q3 CY2022
Hutt River Flood Management - Riverlinks	Greater Wellington Regional Council	Environment	Pre-Work	\$5,000,000	\$3,200,000	\$105,991	\$105,991	-	12.96	56.3%	Q1 CY2022	Q4 CY2022
Naenae Pool + Fitness New Build	Hutt City Council	Community	Construction	\$68,000,000	\$27,000,000	\$-	\$2,409,968	4.66	24.43	34.9%	Q3 CY2021	Q3 CY2024
Ruamahanga River Flood Protection	Greater Wellington Regional Council	Environment	Construction	\$2,000,000	\$1,280,000	\$62,792	\$222,834	-	7.55	25.2%	Q3 CY2021	Q3 CY2022
Frederick Street Social Housing	Kirva Trust	Housing	Construction	\$29,220,000	\$10,000,000	\$1,112,680	\$8,249,100	6.45	6.45	10.7%	Q1 CY2021	Q2 CY2023
NZ Campus of Innovation and Sport	The Heretaunga Company No. 2	Community	Construction	\$30,000,000	\$30,000,000	\$21,611,575	\$21,611,575	-	57.81	96.3%	Q4 CY2020	Q3 CY2022
Sacred Heart Cathedral Restoration	Catholic Archbishop of Wellington	Community	Construction	\$15,900,000	\$8,500,000	\$665,689	\$3,047,300	3.81	6.50	5.4%	Q4 CY2020	Q1 CY2025
Wellington District Court Refurbishment (MOJ)	Ministry of Justice	Community	Construction	\$46,805,000	\$14,100,000	\$-	\$1,390,000	0.78	4.30	1.4%	Q4 CY2020	Q3 CY2024
Wellington Mission - Whakamaru	The Wellington City Mission (Anglican) Trust Board	Housing	Construction	\$36,130,000	\$15,000,000	\$200,000	\$2,644,663	6.82	14.68	23.7%	Q4 CY2021	Q1 CY2024
Wellington Total	15			\$328,845,000	\$160,242,000	\$29,252,248	\$50,775,481	52.09	229.29	22.8%		
TOP OF THE SOUTH												
Lower Motueka River Flood-Bank Improvement*	Tasman District Council	Environment	Construction	\$10,000,000	\$7,500,000	\$879,573	\$1,586,148	6.82	6.82	34.1%	Q1 CY2021	Q3 CY2023
SH60 Motueka	Waka Kotahi NZ Transport Agency	Transport	Construction	\$6,800,000	\$6,800,000	\$5,189,403	\$5,189,403	16.95	51.00	145.7%	Q3 CY2021	Q2 CY2022
Blenheim Library/Art Gallery*	Marlborough District Council	Community	Construction	\$25,300,000	\$11,000,000	\$5,500,000	\$14,122,985	19.05	25.00	45.5%	Q3 CY2020	Q1 CY2023
Exterior & Interior Redecoration (NZDF)	New Zealand Defence Force (NZDF)	Services	Complete	\$500,000	\$500,000	\$500,000	\$500,000	-	2.30	100.0%	Q4 CY2020	Q2 CY2021
HVAC Replacement (NZDF)	New Zealand Defence Force (NZDF)	Services	Complete	\$300,000	\$300,000	\$262,482	\$262,482	-	1.38	100.0%	Q4 CY2020	Q2 CY2021

= Construction commenced or completed dates shaded green.

'-' Means information has not yet been provided on this project and will be included in the next report.

* Commencement date has been revised in line with the definition of 'Construction Started'

Reported the full co-funding amount in June which has since been corrected.

continued on next page

GOVERNMENT FUNDING CONTRACTED: DECEMBER 2021

PROJECT METRICS						PROJECT TO DATE						
PROJECT NAME	PROJECT OWNER	SECTOR	STATUS	PROJECT VALUE \$M	GOVT FUNDING \$M	GOVT SPEND \$M	TOTAL SPEND \$M	FTE ON-SITE QTR END	FTE TO PROJECTED	FTE % OF PROJECTED	CONSTRUCTION COMMENCEMENT	PROJECT COMPLETION
The Whale Trail	Marlborough Kaikōura Trail Trust	Transport	Construction	\$19,500,000	\$18,000,000	\$1,034,876	\$1,394,804	3.46	9.75	30.5%	Q4 CY2020	Q4 CY2023
Wairau River Flood protection Scheme	Marlborough District Council	Environment	Construction	\$4,000,000	\$3,000,000	\$697,871	\$1,060,640	0.53	1.40	9.3%	Q1 CY2021	Q3 CY2023
Saxton Creek Flood Protection Upgrade	Nelson District Council	Environment	Construction	\$10,000,000	\$7,500,000	\$1,144,447	\$5,966,866	19.49	29.00	107.4%	Q3 CY2021	Q3 CY2023
Top of the South Total	8			\$76,400,000	\$54,600,000	\$15,208,652	\$30,083,328	66.31	126.65	67.5%		
WEST COAST												
Hector Historic Landfill	Buller District Council	Environment	Complete	\$1,000,000	\$1,000,000	750000	\$750,000	-	12.50	250.0%	Q1 CY2021	Q3 CY2021
Port Package	Buller District Council	Transport	Construction	\$6,800,000	\$6,800,000	2550000	\$3,059,488	-	20.00	64.5%	Q2 CY2021	Q1 CY2023
Tidal Creek #2 Bridge Replacement*	Buller District Council	Transport	Complete	\$1,800,000	\$1,800,000	\$1,800,000	\$1,800,000	-	12.00	60.0%	Q1 CY2021	Q3 CY2021
Moonlight Creek Bridge Replacement	Grey District Council	Transport	Construction	\$2,600,000	\$2,600,000	\$65,000	\$65,000	11.25	11.25	56.3%	Q3 CY2021	Q3 CY2022
Rough River Bridge Replacement	Grey District Council	Environment	Construction	\$5,000,000	\$5,000,000	\$125,000	\$125,000	13.39	13.39	53.6%	Q1 CY2021	Q2 CY2022
Slope Stability - Omoto Slip (KiwiRail)	KiwiRail	Transport	Complete	\$13,000,000	\$13,000,000	\$12,972,168	\$12,972,168	-	32.85	172.9%	Q4 CY2020	Q4 CY2021
William Stewart Bridge Replacement*	Grey District Council	Environment	Construction	\$5,800,000	\$5,800,000	\$145,000	\$145,000	5.24	7.00	28.0%	Q4 CY2021	Q1 CY2023
Franz Josef (Waiho River Stopbank Protection)*	West Coast Regional Council	Environment	Construction	\$12,291,463	\$9,225,000	\$1,062,082	\$1,062,082	3.86	3.86	9.2%	Q3 CY2021	Q2 CY2023
Buller River Early Flood Warning System	West Coast Regional Council	Environment	Construction	\$500,000	\$375,000	\$324,324	\$324,324	0.14	2.00	66.7%	Q3 CY2021	Q1 CY2022
Cron Street Extension	Westland District Council and Franz Josef Developments Ltd	Transport	Construction	\$4,700,000	\$4,700,000	\$4,110,000	\$4,110,000	15.17	39.00	130.0%	Q4 CY2020	Q4 CY2022
Grey Floodwall Upgrade (Stage Two)	West Coast Regional Council	Environment	Construction	\$2,600,000	\$1,950,000	\$269,806	\$269,806	0.36	4.00	15.4%	Q4 CY2021	Q2 CY2022
Hokitika Beach Coastal Protection Project	West Coast Regional Council	Environment	Construction	\$5,000,000	\$3,750,000	\$1,225,559	\$1,225,559	0.36	7.00	15.9%	Q3 CY2021	Q4 CY2023
Hokitika Swimming Pool Renovation	Westland District Council	Community	Construction	\$3,000,000	\$3,000,000	\$400,000	\$400,000	4.73	5.40	23.5%	Q3 CY2021	Q4 CY2022
Hokitika Government Building	Heritage NZ	Services	Pre-Work	\$22,000,000	\$22,000,000	\$1,950,000	\$1,950,000	-	1.92	7.7%	Q1 CY2022	Q2 CY2025
Solid waste: Fox Glacier and Butlers	Westland District Council	Environment	Construction	\$3,300,000	\$3,300,000	\$2,600,000	\$2,600,000	6.90	31.00	155.0%	Q3 CY2021	Q2 CY2022
West Coast Total	15			\$89,391,463	\$84,300,000	\$30,348,939	\$30,858,427	61.39	203.17	56.8%		
CANTERBURY												
Kaikoura Aquatic Centre	Kaikōura District Council/ Kaikōura Community Charitable Trust Board	Community	Complete	\$3,800,000	\$1,000,000	\$1,000,000	\$3,359,781	-	20.00	40.0%	Q3 CY2020	Q3 CY2021
Conical Hill flyline at Hanmer Springs	Hurunui District Council	Community	Construction	\$2,100,000	\$2,000,000	\$400,000	\$909,000	3.13	5.00	21.7%	Q3 CY2021	Q2 CY2022
Waiau Township - stopbank repairs and upgrades	Environment Canterbury	Environment	Construction	\$500,000	\$320,000	\$320,001	\$448,598	2.28	3.71	30.9%	Q4 CY2020	Q1 CY2022
Barrack Refurbishment (NZDF)	New Zealand Defence Force (NZDF)	Services	Complete	\$1,000,000	\$1,000,000	\$1,000,000	\$1,000,000	-	4.60	100.0%	Q4 CY2020	Q2 CY2021
Glenn Tunnel Road (NZDF)	New Zealand Defence Force (NZDF)	Services	Complete	\$1,000,000	\$1,000,000	\$1,000,000	\$1,058,843	-	4.60	100.0%	Q1 CY2021	Q2 CY2021
Halswell/Hurutini weed barrage replacement	Environment Canterbury	Environment	Pre-Work	\$1,000,000	\$640,000	\$95,341	\$113,200	0.24	3.30	47.1%	Q1 CY2023	Q3 CY2023
Op-Respect Upgrades (NZDF)	New Zealand Defence Force (NZDF)	Services	Complete	\$500,000	\$500,000	\$500,000	\$500,000	-	2.30	100.0%	Q4 CY2020	Q2 CY2021
Refurbishment of Post Office (NZDF)	New Zealand Defence Force (NZDF)	Services	Complete	\$500,000	\$500,000	\$470,378	\$470,378	-	2.30	100.0%	Q4 CY2020	Q2 CY2021
Ashley/Rakahuri River Protection and Fairway Management	Environment Canterbury	Environment	Construction	\$1,000,000	\$640,000	\$326,136	\$509,524	0.70	2.20	22.0%	Q4 CY2020	Q4 CY2023
Kaiapoi Community Flood Protection	Environment Canterbury	Environment	Complete	\$3,200,000	\$2,048,000	\$1,774,647	\$2,503,707	-	14.90	106.4%	Q4 CY2020	Q3 CY2021
Kaiapoi Stormwater and Flooding Improvements	Waimakariri District Council	Environment	Construction	\$18,130,000	\$9,000,000	\$3,044,369	\$6,101,492	18.35	35.33	78.5%	Q2 CY2021	Q3 CY2023

= Construction commenced or completed dates shaded green.

'-' Means information has not yet been provided on this project and will be included in the next report.

* Commencement date has been revised in line with the definition of 'Construction Started'

continued on next page

GOVERNMENT FUNDING CONTRACTED: DECEMBER 2021

PROJECT METRICS						PROJECT TO DATE						
PROJECT NAME	PROJECT OWNER	SECTOR	STATUS	PROJECT VALUE \$M	GOVT FUNDING \$M	GOVT SPEND \$M	TOTAL SPEND \$M	FTE ON-SITE QTR END	FTE TO PROJECTED	FTE % OF PROJECTED	CONSTRUCTION COMMENCEMENT	PROJECT COMPLETION
Cancer Society - Christchurch Building Project	Cancer Society of New Zealand Canterbury-West Coast Division Inc	Community	Construction	\$20,469,316	\$6,500,000	\$739,714	\$4,615,809	25.06	25.06	26.7%	Q2 CY2021	Q1 CY2023
Final Section of Christchurch Coastal Pathway	Christchurch City Council	Transport	Construction	\$15,800,000	\$15,800,000	\$1,408,717	\$1,408,717	6.35	7.02	14.0%	Q4 CY2021	Q4 CY2023
Major Cycleway Routes	Christchurch City Council	Transport	Construction	\$106,400,000	\$71,500,000	\$8,853,899	\$42,740,984	40.16	116.01	28.3%	Q3 CY2020	Q2 CY2024
Medi Hotel - "Ranui Apartments"	Bone Marrow Cancer Trust	Community	Construction	\$12,170,000	\$7,000,000	\$294,462	\$1,851,409	2.26	10.50	22.8%	Q2 CY2021	Q3 CY2023
New Brighton Collective*	Eastern Community Sports and Recreation Inc	Community	Construction	\$5,019,698	\$3,214,689	\$2,869,052	\$4,688,061	2.10	12.00	120.0%	Q1 CY2020	Q1 CY2022
New Brighton Collective: The Bridge Hub South Brighton	The Bridge South Brighton Trust	Community	Construction	\$1,402,400	\$1,113,400	\$1,061,012	\$1,298,624	1.90	11.01	157.2%	Q2 CY2020	Q2 CY2022
Waka Ama	New Brighton Waka Sports Association Incorporated	Community	Complete	\$660,000	\$66,342	\$56,452	\$56,452	-	1.20	240.0%	Q4 CY2021	Q4 CY2021
New Brighton Surf Life Saving Club Rebuild	New Brighton Surf Lifesaving Club	Community	Complete	\$3,854,000	\$1,562,361	\$1,562,361	\$3,706,376	-	24.36	60.9%	Q3 CY2020	Q4 CY2021
Youth Hub Christchurch	The Youth Hub Trust Te Hurihanga O Rangatahi	Community	Pre-Work	\$12,500,000	\$12,500,000	\$170,080	\$170,080	2.84	2.84	6.9%	Q2 CY2022	Q1 CY2024
Region Wide River Berm Planting Programme	Environment Canterbury	Environment	Construction	\$10,000,000	\$6,400,000	\$1,064,668	\$1,333,170	5.60	5.60	22.4%	Q3 CY2021	Q1 CY2024
South Brighton Surf Life Saving Club Rebuild	South Brighton Surf Lifesaving Club	Community	Complete	\$2,769,000	\$905,000	\$905,000	\$3,092,136	-	33.00	82.5%	Q4 CY2019	Q2 CY2021
Taylor's Mistake Surf Life Saving	Taylor's Mistake Surf Life Saving Club	Community	Complete	\$3,059,405	\$550,000	\$550,000	\$3,081,260	-	24.58	136.6%	Q1 CY2020	Q1 CY2021
YMCA Christchurch Central City Development	The Young Mens Christian Association	Community	Construction	\$43,000,000	\$43,000,000	\$14,114,542	\$14,114,542	17.01	129.60	108.0%	Q4 CY2020	Q2 CY2023
Ashburton District Library and Civic Centre	Ashburton District Council	Community	Construction	\$51,600,000	\$20,000,000	\$2,000,000	\$16,534,221	66.14	93.49	46.7%	Q1 CY2021	Q1 CY2023
Rangitata River flood recovery	Environment Canterbury	Environment	Construction	\$8,500,000	\$5,440,000	\$2,685,606	\$3,827,712	9.18	15.76	78.8%	Q4 CY2020	Q1 CY2024
The Theatre Royal	Timaru District Council	Community	Construction	\$23,200,000	\$11,600,000	\$4,320,000	\$5,412,035	0.74	16.88	22.5%	Q3 CY2021	Q4 CY2023
Chatham Islands Airport	Chatham Islands Airport Limited	Transport	Construction	\$44,500,000	\$44,500,000	\$17,190,355	\$17,190,355	43.78	60.63	216.5%	Q3 CY2021	Q3 CY2023
Canterbury Total	28			\$397,633,819	\$270,299,792	\$69,776,793	\$142,096,466	247.82	687.77	49.2%		

OTAGO												
Lakes District Museum	Lakes District Museum Inc	Community	Construction	\$3,500,000	\$2,000,000	\$1,800,000	\$2,857,819	5.71	13.87	20.7%	Q4 CY2020	Q2 CY2022
Queenstown Arterials Stage 1	Queenstown Lakes District Council	Transport	Construction	\$86,550,733	\$50,000,000	\$5,433,158	\$10,406,431	65.14	80.07	42.1%	Q3 CY2021	Q1 CY2024
Queenstown Town Centre*	Queenstown Lakes District Council	Transport	Construction	\$62,999,300	\$35,000,000	\$10,174,520	\$19,396,883	42.54	112.59	87.3%	Q3 CY2020	Q1 CY2023
Research and Innovation Queenstown	Research & Innovation Queenstown Limited	Services	Construction	\$45,000,000	\$22,500,000	\$2,767,396	\$11,162,139	12.00	13.75	13.8%	Q2 CY2021	Q2 CY2023
Te Pa Tahuna	MHUD	Housing	Construction	\$9,761,000	\$8,100,000	\$3,104,197	\$3,104,197	12.11	20.41	61.8%	Q1 CY2021	Q1 CY2023
Ophir Peace Memorial Hall	Central Otago District Council	Community	Complete	\$210,000	\$210,000	\$189,000	\$189,000	-	5.00	50.0%	Q2 CY2021	Q4 CY2021
Ophir Swimming Pool	Central Otago District Council	Community	Complete	\$72,000	\$60,000	\$60,000	\$72,000	-	12.00	150.0%	Q4 CY2020	Q1 CY2021
Lower Clutha River project	Otago Regional Council	Environment	Complete	\$1,000,000	\$640,000	\$608,000	\$943,565	0.83	7.00	46.7%	Q4 CY2020	Q4 CY2021
NZ Battery	MBIE	Environment	Pre-Work	\$100,080,000	\$100,080,000	\$3,046,919	\$3,046,919	11.36	11.36	TBD	Q4 CY2022	Q1 CY2024
Otago Polytechnic: Building & Trade	Otago Polytechnic Limited	Community	Construction	\$31,700,000	\$28,000,000	\$7,050,000	\$10,750,000	11.11	46.00	26.3%	Q1 CY2021	Q1 CY2023
Outram Flood Protection	Otago Regional Council	Environment	Construction	\$2,000,000	\$1,280,000	\$128,000	\$169,905	0.92	2.00	20.0%	Q4 CY2021	Q3 CY2023
West Taieri Contour Channel Upgrade	Otago Regional Council	Environment	Construction	\$5,000,000	\$3,200,000	\$480,000	\$604,886	1.15	3.13	20.9%	Q4 CY2020	Q3 CY2025
Clutha Community Hub	Clutha Community Hub Charitable Trust and Clutha District Council	Community	Construction	\$16,850,000	\$7,400,000	\$6,900,000	\$6,900,000	30.02	30.02	73.2%	Q4 CY2020	Q1 CY2023
ORC Flow Management Structures at Robson Lagoon	Otago Regional Council	Environment	Construction	\$500,000	\$320,000	\$103,733	\$190,015	0.86	3.00	30.0%	Q2 CY2021	Q3 CY2023
Otago Total	14			\$365,223,033	\$258,790,000	\$41,844,923	\$69,793,759	193.75	360.21	44.9%		

= Construction commenced or completed dates shaded green.

'-' Means information has not yet been provided on this project and will be included in the next report.

* Commencement date has been revised in line with the definition of 'Construction Started'

continued on next page

GOVERNMENT FUNDING CONTRACTED: DECEMBER 2021

PROJECT METRICS						PROJECT TO DATE						
PROJECT NAME	PROJECT OWNER	SECTOR	STATUS	PROJECT VALUE \$M	GOVT FUNDING \$M	GOVT SPEND \$M	TOTAL SPEND \$M	FTE ON-SITE QTR END	FTE TO PROJECTED	FTE % OF PROJECTED	CONSTRUCTION COMMENCEMENT	PROJECT COMPLETION
SOUTHLAND												
Awarua Runanga - New Kaumatua housing	Te Runaka O Awarua Charitable Trust	Community	Construction	\$1,898,000	\$1,898,000	\$1,800,000	\$1,845,779	0.43	28.00	140.0%	Q2 CY2021	Q1 CY2022
SH94 Homer Tunnel	Waka Kotahi NZ Transport Agency	Transport	Construction	\$25,000,000	\$25,000,000	\$4,811,578	\$4,811,578	4.55	9.42	7.5%	Q4 CY2020	Q1 CY2024
Venison and cattle processing plant	Alliance Group Limited	Services	Complete	\$4,000,000	\$2,800,000	\$2,800,000	\$4,297,702	-	42.00	36.5%	Q4 CY2020	Q2 CY2021
Waiau River Flood Damage Repairs	Environment Southland	Environment	Construction	\$1,000,000	\$750,000	\$750,000	\$945,244	0.74	7.15	47.7%	Q1 CY2021	Q2 CY2022
Boundary Creek Stop Bank Upgrade	Environment Southland	Environment	Construction	\$500,000	\$375,000	\$167,424	\$331,955	0.13	1.38	17.3%	Q4 CY2020	Q1 CY2022
Gore Multisports Complex Facilities Improvements	Gore District Council	Community	Construction	\$1,048,000	\$1,000,000	\$950,000	\$950,000	8.02	8.05	53.7%	Q1 CY2021	Q2 CY2022
Gore Public Library building - major refurbishment	Gore District Council	Community	Construction	\$5,530,000	\$3,000,000	\$1,500,000	\$2,209,885	21.98	21.98	48.8%	Q2 CY2021	Q1 CY2023
Gore Town S/B Upgrade	Environment Southland	Environment	Construction	\$2,000,000	\$1,500,000	\$402,713	\$474,389	1.31	1.81	22.6%	Q3 CY2021	Q1 CY2023
Mataura Stopbank Protection	Environment Southland	Environment	Construction	\$1,000,000	\$750,000	\$338,987	\$503,518	2.07	2.07	25.9%	Q3 CY2021	Q1 CY2023
Mataura Town S/B upgrade	Environment Southland	Environment	Construction	\$2,500,000	\$1,875,000	\$666,304	\$830,834	0.19	0.64	8.0%	Q3 CY2021	Q2 CY2023
Waimumu Stopbank upgrade	Environment Southland	Environment	Construction	\$2,000,000	\$1,500,000	\$-	\$164,531	0.18	1.26	15.7%	Q3 CY2021	Q2 CY2023
Wyndham Stopbank Upgrade	Environment Southland	Environment	Construction	\$2,500,000	\$1,875,000	\$198,065	\$246,784	3.18	3.18	39.7%	Q3 CY2021	Q2 CY2023
Invercargill Inner City Redevelopment	Invercargill City Council and Invercargill Central Ltd	Community	Construction	\$164,000,000	\$10,000,000	\$10,000,000	\$105,000,000	-	172.73	32.9%	Q4 CY2020	Q1 CY2023
Murihiku Marae Redevelopment	Waihōpai Rūnaka Incorporated	Community	Construction	\$12,475,000	\$9,000,000	\$6,000,000	\$6,834,821	6.02	9.67	23.4%	Q4 CY2021	Q1 CY2023
Otepunī Stop Banks Upgrade	Environment Southland	Environment	Pre-Work	\$500,000	\$375,000	\$-	\$36,453	0.26	0.26	3.2%	Q1 CY2022	Q2 CY2023
Stead Street Pump Station	Environment Southland	Environment	Construction	\$3,000,000	\$2,250,000	\$1,034,327	\$1,191,455	0.46	1.94	7.5%	Q3 CY2021	Q4 CY2022
Stead Street stop bank Upgrade	Invercargill City Council	Environment	Construction	\$14,400,000	\$10,800,000	\$1,024,192	\$2,850,230	9.59	16.89	65.0%	Q1 CY2021	Q4 CY2022
Waihopai Stop Banks Upgrade	Environment Southland	Environment	Pre-Work	\$3,500,000	\$2,625,000	\$5,819	\$42,272	1.02	1.02	12.8%	Q1 CY2022	Q2 CY2023
Southland Total	18			\$246,851,000	\$77,373,000	\$32,449,409	\$133,567,429	60.11	329.44	32.4%		
Grand Total	224			\$4,292,467,552	\$2,548,829,419	\$732,628,957	\$1,396,557,137	2,417.47	6,011.77	46.7%		

= Construction commenced or completed dates shaded green.

'-' Means information has not yet been provided on this project and will be included in the next report.

* Commencement date has been revised in line with the definition of 'Construction Started'

GLOSSARY

PROJECT DEFINITIONS:

Shortlisted: The project/programme was approved in principle by Government (subject to due diligence)

Approved: The project/programme was approved by IRG Ministers for funding release post-due diligence.

Funding Agreement: A legally binding funding agreement between the Government or relevant Crown Agency and the project owner.

Procurement: The total value procurement and supply contracts committed to by the project owner.

CONSTRUCTION STARTED:

The definition of 'construction started' is as follows:

- Contractor has taken possession of the site and hoardings/site security fences are being erected,
- Site set out,
- Early enabling works, such as locating and moving of utilities,
- Demolition of existing structures,
- Strip out of buildings interiors and/or asbestos removal,
- Trenching for new utilities,
- Creation of temporary access routes to site,
- Earthworks.

FULL TIME EQUIVALENT (FTE):

- Projected FTE is the estimated number of workers that would be supported by that particular project, established during due diligence.
- Progress to Projected FTE is the equivalent number of full-time employees that were consistently employed over the main construction/redevelopment phase of the project. For example, in the early stages of a construction project the number of FTEs starts low, but the number of employees then rapidly increases when the main on-site construction phase starts, and off-site fabrication of key components commences. This is the appropriate number to compare against the project projected. Over time this figure will grow towards the projected. Key criteria for project selection was to support construction sector employment.
- End of Quarter FTE/Workers on site is the number of people employed on IRG projects at the end of that quarter. Over time this figure will fluctuate.

SECTOR DEFINITIONS:

Transport: Transport project are those related to roading, rail, ferries, cycling and cycleways, shared pathways, footpaths and so on.

Housing: Housing projects include the construction and refurbishment of social housing or apartments/units, City Missions, and utilities and land development to enable housing construction.

Community: Examples of community projects include the construction and redevelopment of town centres and community facilities, such as marae, schools, swimming pools, sports centres, libraries, events centres and surf lifesaving clubs.

Services: This category includes the redevelopment of, and improvements to, Police and Fire stations, post office and Defence Force bases and infrastructure that directly supports business and tourism. Also in this category are projects improving access to broadband.

Environment: Environmental projects include flood protection and stormwater management, renewable energy initiatives and projects associated with reducing and mitigating climate change.

OVERALL PROGRAMME SUMMARY:

The following table is a summary of the overall IRG \$3bn programme:

GOVERNMENT FUNDING	PROJECTS	\$BN
Projects in this report	224	\$2.55
Projects not yet funded	9	\$0.20
Contingency & Opex	-	\$0.25
Total	233	\$3.00

EXPLANATORY NOTES:

The number of shortlisted projects reported this quarter has decreased from 234 shown in the September 2021 quarterly report to 233.

Two previously shortlisted projects (Kumeroa Quarry and Napier Inland Port) have been withdrawn from the programme by the project owners and one shortlisted project (Ruapheu/Ohakune Social Housing) has been split into two separate projects, thus making a net reduction of 1.

Workers (FTE) reported at End of Quarter can be positive or negative as total numbers on site can fluctuate between quarters as projects start and complete.