



*Building Together • Hanga Ngātahi*



Proudly Supported by the NZ Government

**New Zealand Government**

Te Kāwanatanga o Aotearoa

# QUARTERLY INFRASTRUCTURE REFERENCE GROUP UPDATE

**Q1: to 31 MARCH 2021**







Taraka development, Horowhenua District

IRG PROGRAMME OVERVIEW ..... 3

PROGRESS TO DATE..... 4

COMPLETED PROJECTS THIS QUARTER..... 5

REGIONAL SUMMARY ..... 6

**UPDATE BY REGION**

NORTHLAND..... 8

AUCKLAND ..... 9

WAIKATO ..... 10

BAY OF PLENTY ..... 11

GISBORNE ..... 12

HAWKE’S BAY ..... 13

TARANAKI ..... 14

MANAWATŪ-WHANGANUI ..... 15

WELLINGTON..... 16

TOP OF THE SOUTH ..... 17

WEST COAST ..... 18

CANTERBURY..... 19

OTAGO ..... 20

SOUTHLAND..... 21

NATIONWIDE ..... 22

FULL PROJECT LIST ..... 23

GLOSSARY..... 31

CONTENTS

# IRG PROGRAMME OVERVIEW

**IN APRIL 2020, IN THE MIDDLE OF NEW ZEALAND'S COVID-19 LOCKDOWN, THE GOVERNMENT TASKED A GROUP OF INDUSTRY LEADERS TO SEEK OUT INFRASTRUCTURE PROJECTS THAT WERE READY TO START AS SOON AS THE CONSTRUCTION INDUSTRY RETURNED TO NORMAL IN ORDER TO REDUCE THE ECONOMIC IMPACT OF THE COVID-19 PANDEMIC.**

The **Infrastructure Reference Group (IRG)** was set up, consisting of highly experienced infrastructure leaders. The IRG steering group assessed and put forward to Ministers projects from the private and public sector which would have an immediate stimulatory effect on the construction industry, its workforce and the economy, and also included a mix of smaller projects that could demonstrate a direct and immediate benefit to the regional economies and communities in which they were based.

The IRG received submissions on 1,924 projects with a combined value of around \$136 billion over a wide-ranging number of project types. Projects needed to show that they could be underway within 12 months from the date of funding being contracted, with material employment benefits and which provided national or regional public benefit. The submitted projects were considered against these criteria.

The IRG shovel ready announcement on 1 July 2020 identified 150 programmes/projects that were shortlisted to receive Government stimulus funding.

These projects were then announced progressively since July 2020 in principle and subject to due diligence. Once the appropriate due diligence was completed the projects were then formally approved by Ministers for the release of funding. Between being shortlisted and formally approved, a number of the originally shortlisted programmes were split down into individual projects for implementation purposes, as they had different project owners, hence the number of projects shown this report now totals 246. More information on the work of the Infrastructure Reference Group, the project criteria and the most recent list and status of all IRG projects is available on the [Crown Infrastructure Partners website](#) and on pages 23 to 30 of this report.



**246**  
**SHORTLISTED  
PROJECTS**



**231**  
**APPROVED  
PROJECTS**



**219**  
**GOVERNMENT  
FUNDING AGREEMENT**

## PROJECTS WITH GOVERNMENT FUNDING AGREEMENTS



**GOVERNMENT FUNDING**  
**\$2.31bn**



**TOTAL PROJECT VALUE**  
**\$3.88bn**

# PROGRESS TO DATE

## PROJECTS



**231**

Approved



**219**

Government funding  
agreement



**115**

Commenced  
construction



**7**

Completed

## FUNDING



**\$228.8m**

Government spend  
9.9% of projected



**\$350.8m**

Co-funded spend  
22.3% of projected



**\$579.6m**

Total spend  
14.9% of projected



**\$947.2m**

Procurement committed  
24.4% of total value

## WORKERS (Full Time Equivalent)



**PROGRESS TO  
PROJECTED: 3,014**



**PROJECTED:  
12,525**



**END OF QUARTER:  
2,445**



**GROWTH SINCE  
START: 3,014**

## SECTORS TOTAL FUNDED<sup>1</sup>



**TRANSPORT  
40 PROJECTS  
\$216.8M**



**HOUSING  
20 PROJECTS  
\$11.0M**



**COMMUNITY  
79 PROJECTS  
\$280.8M**



**SERVICES  
15 PROJECTS  
\$40.0M**



**ENVIRONMENT  
65 PROJECTS  
\$31.1M**

<sup>1</sup> Includes Government and co-funding



# COMPLETED PROJECTS THIS QUARTER



## TAYLORS MISTAKE SURF LIFE SAVING (ŌTĀKARO)

**Government Funding: \$550,000**  
**Total Cost: \$3,059,405**

Taylors Mistake Surf Lifesaving Club is one of the oldest surf lifesaving clubs in New Zealand, having provided lifeguarding services for the past 105 years.

The new buildings with a combined floor area of 510m<sup>2</sup> replace the previous building that was damaged in the earthquakes.

The Club has been operating out of portacoms for the past 6 years as the old building was deemed too dangerous following the Kaikoura earthquake.

It was recognised early on that the building design should work with the landscape, so the buildings are shaped like the rock outcrops at either end and in the centre of the bay.

Completed at the end of January 2021, the intention is that the building, while primarily for lifesaving, will also become a community facility used by other community groups and become a place where the local community can meet and this is already starting to happen.



## BAYLYS BEACH - LIFESAVING FACILITY (PROVINCIAL DEVELOPMENT UNIT)

**Government Funding: \$100,000**  
**Total Cost: \$1,743,500**

The Baylys Beach - Lifesaving Facility opened to the community on 28 November 2021, showcasing the centre's capacity to be a thriving hub of the community, as well as a home for beach lifeguards.

The surf club housed within the centre has shower facilities, beds and a garage space for quads, inflatable rescue boats and other rescue equipment.

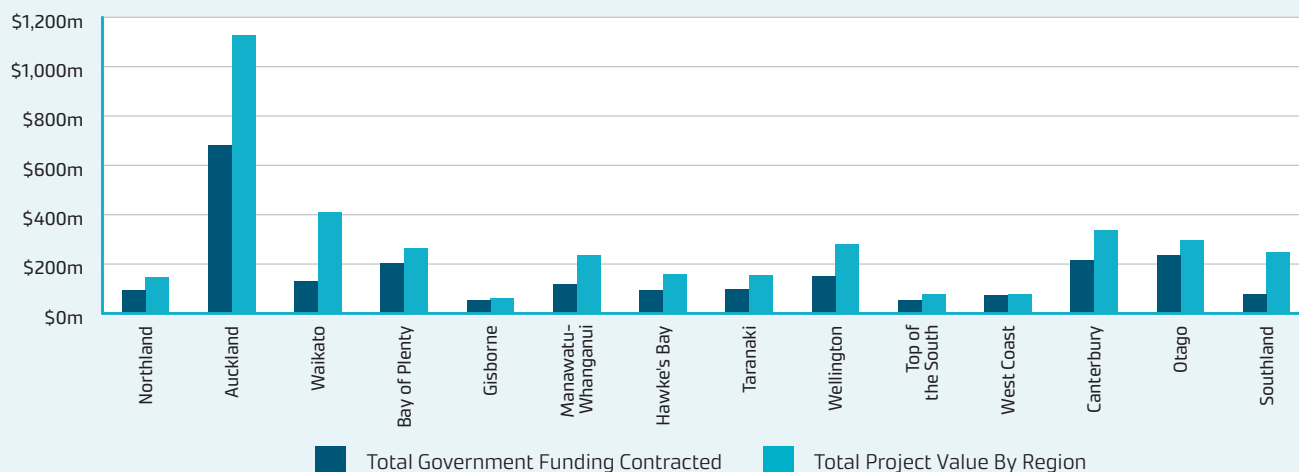
Graeme Ramsey, the community centre project manager and former Kaipara mayor said, "This will act as a hub for community services and water safety, which is crucial for us. We are a wild west coast beach and what is paramount in local people's minds is having something which will keep people safe".

Previously Baylys Beach was patrolled by paid guards who rented accommodation in local baches during peak season. This summer was the first time volunteers patrolled alongside paid guards on the weekend due to having a permanent space for a much needed service.

REGION	PROJECT NAME	PROJECT OWNER	PROJECT VALUE \$M	GOVT FUNDING \$M	FTE
Northland	Baylys Beach - Lifesaving Facility	Baylys Beach Community Trust	\$1.7	\$0.1	11
Waikato	Hot Water Beach Surf Life Saving Club	Hot Water Beach Lifeguard Service Inc.	\$0.3	\$0.2	3
Waikato	Onemana Surf Life Saving Community	Onemana Surf Life Saving Club	\$0.6	\$0.3	36
Bay of Plenty	Papamoa Surf Rescue Base	Papamoa Community Surf Rescue Base Trust	\$5.4	\$0.7	28.3
Hawke's Bay	Flaxmere Housing: Tarbet Street	Hastings District Council	\$2.0	\$1.2	27
Canterbury	Taylors Mistake Surf Life Saving	Taylors Mistake Surf Life Saving Club	\$3.1	\$0.6	24.5
Otago	Ophir Swimming Pool	Central Otago District Council	\$0.1	\$0.1	12
<b>Total</b>			<b>\$13.2</b>	<b>\$3.2</b>	<b>141.8</b>

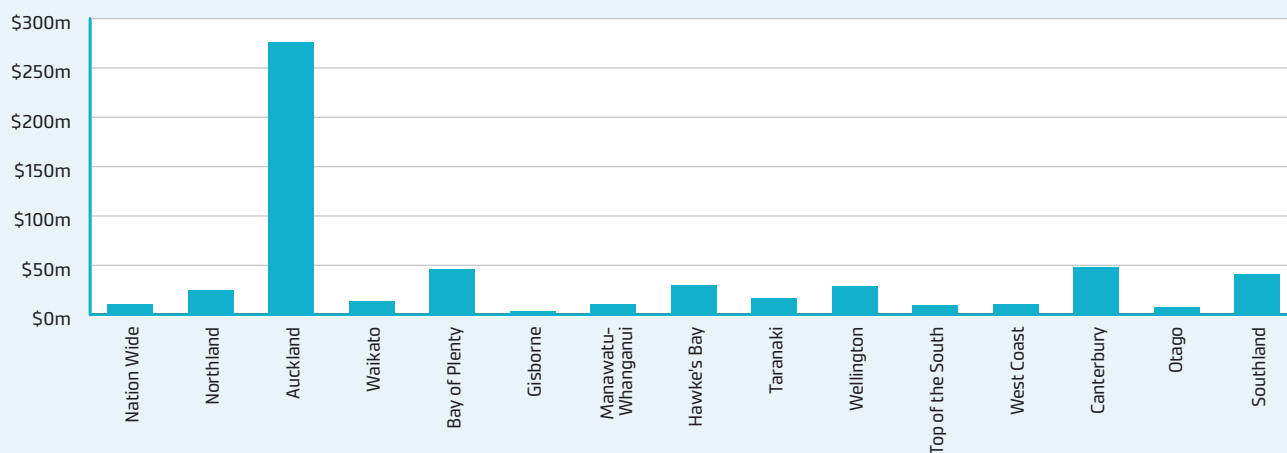
# REGIONAL SUMMARY

## TOTAL GOVERNMENT FUNDING CONTRACTED AND TOTAL PROJECT VALUE

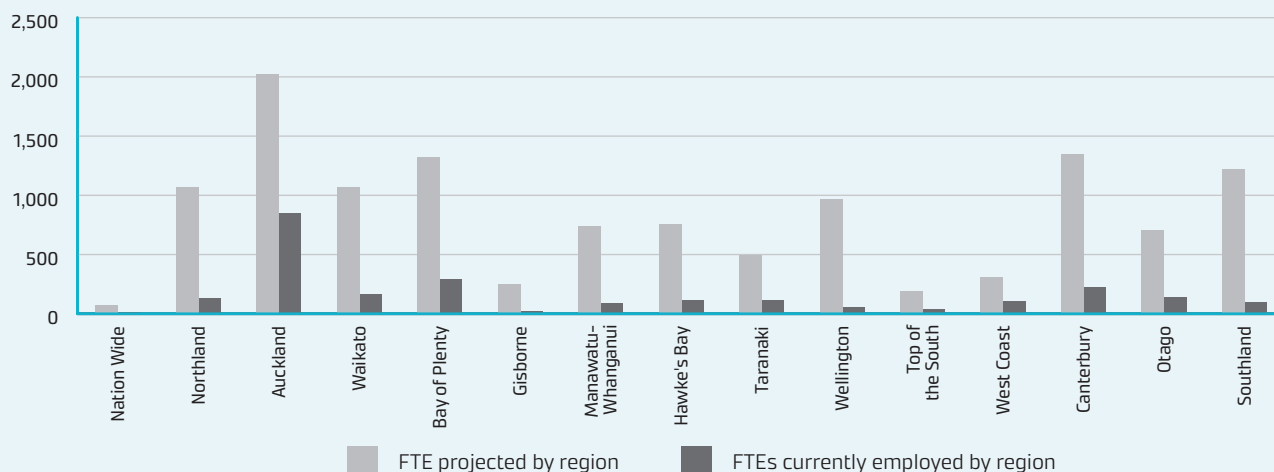


Total project value is deemed on the same basis therefore is total value of contracted projects

## TOTAL SPEND PROJECT TO DATE



## FTE PROJECTED AND PROGRESS TO PROJECTED







# UPDATE BY REGION





# NORTHLAND



## PROJECTS

**35**  
Approved

**32**  
Government  
funding  
agreement

**16**  
Commenced  
construction

**1**  
Completed



## FUNDING

**\$18.1m**  
Government  
spend

**\$6.5m**  
Co-funded  
spend

**\$24.6m**  
Total  
spend

**\$19.9m**  
Procurement  
committed



## LOCAL FTE\*

Progress  
to projected:  
**202**  
19% to projected

Projected:  
**1,065**

Employment  
end of Quarter:  
**129**

Growth  
since start:  
**202**

## PROJECT HIGHLIGHTS THIS QUARTER



Climate Resilience Northland - Awanui River bank support.



Northland (Pump) Bike Track.

\* FTE refers to number of jobs that are equivalent to full time employment.





# AUCKLAND



## PROJECTS

**18**  
Approved

**17**  
Government  
funding  
agreement

**14**  
Commenced  
construction

**0**  
Completed



## FUNDING

**\$68.4m**  
Government  
spend

**\$207.7m**  
Co-funded  
spend

**\$276.1m**  
Total  
spend

**\$585.7m**  
Procurement  
committed



## LOCAL FTE\*

Progress  
to projected:  
**883**  
44% to projected

Projected:  
**2,021**

Employment  
end of Quarter:  
**850**

Growth  
since start:  
**883**  
44% to projected

## PROJECT HIGHLIGHTS THIS QUARTER



Auckland University



Ferry Basin Redevelopment

\* FTE refers to number of jobs that are equivalent to full time employment.



# WAIKATO



## PROJECTS

**24**  
Approved

**23**  
Government  
funding  
agreement

**14**  
Commenced  
construction

**2**  
Completed



## FUNDING

**\$5.5m**  
Government  
spend

**\$9m**  
Co-funded  
spend

**\$14.5m**  
Total  
spend

**\$13.4m**  
Procurement  
committed



## LOCAL FTE\*

Progress  
to projected:  
**221**  
21% to projected

Projected:  
**1,071**

Employment  
end of Quarter:  
**161**

Growth  
since start:  
**221**

## PROJECT HIGHLIGHTS THIS QUARTER



Hot Water Beach Surf Life Saving Club



Ruakura Inland Port

\* FTE refers to number of jobs that are equivalent to full time employment.





# BAY OF PLENTY



## PROJECTS

**14**  
Approved

**14**  
Government  
funding  
agreement

**8**  
Commenced  
construction

**1**  
Completed



## FUNDING

**\$24.2m**  
Government  
spend

**\$22m**  
Co-funded  
spend

**\$46.2m**  
Total  
spend

**\$26.4m**  
Procurement  
committed



## LOCAL FTE\*

Progress  
to projected:  
**320**  
24% to projected

Projected:  
**1,321**

Employment  
end of Quarter:  
**289**

Growth  
since start:  
**320**

## PROJECT HIGHLIGHTS THIS QUARTER



Rotorua Ambulance Station



Ōmokoroa Railway Pedestrian Cycleway bridges

\* FTE refers to number of jobs that are equivalent to full time employment.



## PROJECTS

**5**  
Approved

**3**  
Government  
funding  
agreement

**1**  
Commenced  
construction

**0**  
Completed



## FUNDING

**\$1.3m**  
Government  
spend

**\$2.1m**  
Co-funded  
spend

**\$3.4m**  
Total  
spend

**\$7.2m**  
Procurement  
committed



## LOCAL FTE\*

Progress  
to projected:  
**31**  
13% to projected

Projected:  
**247**

Employment  
end of Quarter:  
**25**

Growth  
since start:  
**31**

## PROJECT HIGHLIGHTS THIS QUARTER



Waipaoa River Flood Control - dirt transfer on to the top of the stop bank

\* FTE refers to number of jobs that are equivalent to full time employment.





## PROJECTS

**11**  
Approved

**11**  
Government  
funding  
agreement

**5**  
Commenced  
construction

**1**  
Completed



## FUNDING

**\$13.5m**  
Government  
spend

**\$18.6m**  
Co-funded  
spend

**\$32.1m**  
Total  
spend

**\$35.7m**  
Procurement  
committed



## LOCAL FTE\*

Progress  
to projected:  
**166**  
22% to projected

Projected:  
**756**

Employment  
end of Quarter:  
**117**

Growth  
since start:  
**166**

## PROJECT HIGHLIGHTS THIS QUARTER



Hawkes Bay Aquatic Centre

\* FTE refers to number of jobs that are equivalent to full time employment.



# TARANAKI



## PROJECTS

**9**

Approved

**9**

Government  
funding  
agreement

**5**

Commenced  
construction

**0**

Completed



## FUNDING

**\$6.9m**

Government  
spend

**\$9.7m**

Co-funded  
spend

**\$16.6m**

Total  
spend

**\$30.1m**

Procurement  
committed



## LOCAL FTE\*

Progress  
to projected:

**116**

24% to projected

Projected:

**493**

Employment  
end of Quarter:

**112**

Growth  
since start:

**116**

## PROJECT HIGHLIGHTS THIS QUARTER



Mawhitiwhit Marae



Yarrow Stadium

\* FTE refers to number of jobs that are equivalent to full time employment.





# MANAWATŪ-WHANGANUI



## PROJECTS

**11**  
Approved

**11**  
Government  
funding  
agreement

**5**  
Commenced  
construction

**0**  
Completed



## FUNDING

**\$10.1m**  
Government  
spend

**\$0.6m**  
Co-funded  
spend

**\$10.7m**  
Total  
spend

**\$22.0m**  
Procurement  
committed



## LOCAL FTE\*

Progress  
to projected:  
**105**  
14% to projected

Projected:  
**739**

Employment  
end of Quarter:  
**85**

Growth  
since start:  
**105**

## PROJECT HIGHLIGHTS THIS QUARTER



Papaioea Place Social Housing



Taraika urban development

\* FTE refers to number of jobs that are equivalent to full time employment.



# WELLINGTON



## PROJECTS

**15**  
Approved

**14**  
Government  
funding  
agreement

**6**  
Commenced  
construction

**0**  
Completed



## FUNDING

**\$21.8m**  
Government  
spend

**\$6.8m**  
Co-funded  
spend

**\$28.6m**  
Total  
spend

**\$27.6m**  
Procurement  
committed



## LOCAL FTE\*

Progress  
to projected:  
**69**  
7% to projected

Projected:  
**964**

Employment  
end of Quarter:  
**52**

Growth  
since start:  
**69**

## PROJECT HIGHLIGHTS THIS QUARTER



Frederick Street Housing



NZ Campus Innovation and Sport

\* FTE refers to number of jobs that are equivalent to full time employment.





# TOP OF THE SOUTH



## PROJECTS

**10**  
Approved

**8**  
Government  
funding  
agreement

**4**  
Commenced  
construction

**0**  
Completed



## FUNDING

**\$4.7m**  
Government  
spend

**\$5.1m**  
Co-funded  
spend

**\$9.8m**  
Total  
spend

**\$27.9m**  
Procurement  
committed



## LOCAL FTE\*

Progress  
to projected:  
**51**  
27% to projected

Projected:  
**188**

Employment  
end of Quarter:  
**39**

Growth  
since start:  
**51**

## PROJECT HIGHLIGHTS THIS QUARTER



Blenheim Library Art Gallery



Fire and Emergency Appleby Station

\* FTE refers to number of jobs that are equivalent to full time employment.



# WEST COAST



## PROJECTS

**18**  
Approved

**18**  
Government  
funding  
agreement

**9**  
Commenced  
construction

**0**  
Completed



## FUNDING

**\$10.7m**  
Government  
spend

**\$0m**  
Co-funded  
spend

**\$10.7m**  
Total  
spend

**\$4.4m**  
Procurement  
committed



## LOCAL FTE\*

Progress  
to projected:  
**133**  
43% to projected

Projected:  
**309**

Employment  
end of Quarter:  
**105**

Growth  
since start:  
**133**

## PROJECT HIGHLIGHTS THIS QUARTER



Fire and Emergency Greymouth Station



Tidal Creek Bridge Replacement

\* FTE refers to number of jobs that are equivalent to full time employment.





# CANTERBURY



## PROJECTS

**26**  
Approved

**26**  
Government  
funding  
agreement

**14**  
Commenced  
construction

**1**  
Completed



## FUNDING

**\$14.6m**  
Government  
spend

**\$33.9m**  
Co-funded  
spend

**\$48.5m**  
Total  
spend

**\$97.6m**  
Procurement  
committed



## LOCAL FTE\*

Progress  
to projected:  
**407**  
30% to projected

Projected:  
**1,345**

Employment  
end of Quarter:  
**227**

Growth  
since start:  
**407**

## PROJECT HIGHLIGHTS THIS QUARTER



South Brighton Bridge Hub



YMCA Christchurch

\* FTE refers to number of jobs that are equivalent to full time employment.



# OTAGO



## PROJECTS

**13**  
Approved

**13**  
Government  
funding  
agreement

**5**  
Commenced  
construction

**1**  
Completed



## FUNDING

**\$2.7m**  
Government  
spend

**\$4.8m**  
Co-funded  
spend

**\$7.5m**  
Total  
spend

**\$34.6m**  
Procurement  
committed



## LOCAL FTE\*

Progress  
to projected:  
**201**  
28% to projected

Projected:  
**708**

Employment  
end of Quarter:  
**141**

Growth  
since start:  
**201**

## PROJECT HIGHLIGHTS THIS QUARTER



Otago Polytech



Queenstown Street Upgrades

\* FTE refers to number of jobs that are equivalent to full time employment.





# SOUTHLAND



## PROJECTS

**19**  
Approved

**18**  
Government  
funding  
agreement

**7**  
Commenced  
construction

**0**  
Completed



## FUNDING

**\$15.0m**  
Government  
spend

**\$25.7m**  
Co-funded  
spend

**\$40.7m**  
Total  
spend

**\$6.9m**  
Procurement  
committed



## LOCAL FTE\*

Progress  
to projected:  
**104**  
9% to projected

Projected:  
**1,224**

Employment  
end of Quarter:  
**100**

Growth  
since start:  
**104**

## PROJECT HIGHLIGHTS THIS QUARTER



Fire and Emergency Athol Station



Invercargill inner city redevelopment

\* FTE refers to number of jobs that are equivalent to full time employment.



# NATIONWIDE



## PROJECTS

**3**  
Approved

**2**  
Government  
funding  
agreement

**2**  
Commenced  
construction

**0**  
Completed



## FUNDING

**\$11.1m**  
Government  
spend

**\$0.0m**  
Co-funded  
spend

**\$11.1m**  
Total  
spend

**\$8.4m**  
Procurement  
committed



## LOCAL FTE\*

Progress  
to projected:  
**16**  
21% to projected

Projected:  
**75**

Employment  
end of Quarter:  
**15**

Growth  
since start:  
**16**

## PROJECT HIGHLIGHTS THIS QUARTER



Fire and Emergency Christchurch City Station



Marae Digital Connectivity programme - Waiparera marae

\* FTE refers to number of jobs that are equivalent to full time employment.



# GOVERNMENT FUNDING CONTRACTED: MARCH 2021

PROJECT METRICS						PROJECT TO DATE						
PROJECT NAME	PROJECT OWNER	SECTOR	STATUS	PROJECT VALUE \$M	GOVT FUNDING \$M	GOVT SPEND \$M	TOTAL SPEND \$M	FTE QUARTER END	FTE TO TARGET	FTE % OF TARGET	CONSTRUCTION COMMENCEMENT	PROJECT COMPLETION
NATION WIDE												
Digital package – Marae Connectivity	Crown Infrastructure Partners	Services	Construction	\$3.0	\$3.0	-	-	-	-	0%	Q4 CY2020	Q3 CY2022
Fire Stations (FENZ)	Fire and Emergency New Zealand	Services	Construction	\$51.3	\$51.3	\$11.1	\$11.1	15.00	16.00	22%	Q3 CY2020	Q2 CY2023
<b>Nation Wide Total</b>				<b>\$54.3</b>	<b>\$54.3</b>	<b>\$11.1</b>	<b>\$11.1</b>	<b>15.00</b>	<b>16.00</b>	<b>21%</b>		
NORTHLAND												
Animal Shelters	Far North District Council	Community	Construction	\$2.9	\$1.0	-	-	-	31.00	56%	Q4 CY2020	Q4 CY2021
Awanui River Flood Protection Scheme – Kaitaia	Northland Regional Council	Environment	Construction	\$12.3	\$8.5	\$0.8	\$0.8	11.61	11.61	39%	Q4 CY2020	Q4 CY2022
Awanui River Flood Protection Scheme – Moerewa	Northland Regional Council	Environment	Construction	\$2.9	\$2.9	-	-	0.75	0.75	3%	Q4 CY2020	Q4 CY2022
FNDC jetties – Pukenui, Unahi, Rangitane	Far North Holdings Ltd	Transport	Pre-Work	\$7.7	\$4.5	\$1.5	\$1.6	3.00	3.00	5%	Q2 CY2021	Q4 CY2022
Mangonui Waterfront Facilities	Far North District Council	Environment	Pre-Work	\$2.9	\$1.8	\$0.2	\$0.2	2.00	3.00	12%	Q2 CY2021	Q4 CY2021
Mid-North Sports Package: Kerikeri	Far North District Council	Community	Pre-Work	\$3.0	\$3.0	\$0.2	\$0.2	2.00	4.00	27%	Q3 CY2021	Q1 CY2022
Mid-North Sports Package: Lindvart Park	Kaikohe & Districts Sportsville Incorporated	Community	Pre-Work	\$9.9	\$6.3	\$1.1	\$1.1	2.00	2.00	4%	Q1 CY2022	Q1 CY2023
Mid-North Sports Package: Te Haa	Our Kerikeri Community Charitable Trust	Community	Construction	\$0.6	\$0.6	\$0.4	\$0.4	4.50	4.50	64%	Q1 CY2021	Q3 CY2021
Mid-North Sports Package: Waipapa	Far North District Council	Community	Pre-Work	\$6.0	\$2.0	\$0.1	\$0.1	2.00	2.00	6%	Q4 CY2021	Q1 CY2022
Northland Rugby	Northland Rugby Union	Community	Construction	\$7.1	\$1.5	\$1.4	\$5.1	41.00	58.00	54%	Q4 CY2020	Q3 CY2021
Paihia Waterfront Development	Far North District Council	Community	Pre-Work	\$16.8	\$8.0	\$0.8	\$0.8	4.00	4.00	5%	Q3 CY2021	Q4 CY2023
Panguru Flood Mitigation	Northland Regional Council	Environment	Construction	\$1.5	\$1.1	-	-	-	-	-	Q4 CY2020	Q2 CY2021
Te Hiku o te Ika Revitalisation	Far North District Council	Community	Pre-Work	\$7.0	\$7.0	\$3.5	\$3.5	2.50	7.00	9%	Q2 CY2021	Q3 CY2022
Ancient Kauri Trail – Kaihu Valley	Kaipara District Council	Community	Pre-Work	\$4.0	\$4.0	\$0.4	\$0.4	1.50	1.50	7%	Q2 CY2021	Q4 CY2022
Baylys Beach – Lifesaving Facility	Baylys Beach Community Trust	Community	Complete	\$1.7	\$0.1	\$0.1	\$1.7	-	11.00	129%	Q4 CY2020	Q4 CY2020
Dargaville Racecourse	Dargaville Racing Club Incorporated	Community	Construction	\$0.9	\$0.9	\$0.1	\$0.1	0.93	0.93	8%	Q1 CY2021	Q1 CY2022
Kaiwaka footbridges	Kaipara District Council	Transport	Pre-Work	\$0.8	\$0.8	\$0.2	\$0.2	0.50	0.50	3%	Q3 CY2021	Q1 CY2022
Kauri Museum	Otamatea Kauri and Pioneer Museum Board	Community	Construction	\$3.0	\$3.0	\$1.7	\$1.7	0.50	0.50	2%	Q2 CY2021	Q1 CY2022
Mangawhai Package – Shared Pathway	Kaipara District Council	Community	Pre-Work	\$7.9	\$2.4	-	-	1.50	1.50	5%	Q2 CY2021	Q4 CY2022
Maungaturoto Dementia Care Facility	Maungaturoto Community Charitable Trust Inc	Community	Construction	\$3.6	\$1.8	\$1.3	\$1.3	8.00	8.00	73%	Q4 CY2020	Q2 CY2021
Paparoa Housing	Paparoa Community Charitable Trust	Housing	Construction	\$4.5	\$0.8	\$0.4	\$0.4	-	-	-	Q4 CY2020	Q4 CY2021
Sealing Kaipara roads	Kaipara District Council	Transport	Construction	\$8.1	\$4.9	-	-	-	-	0%	Q4 CY2020	Q3 CY2022
Digital package NPF Fibre	Northpower Fibre Limited	Services	Pre-Work	\$1.4	\$0.7	-	-	-	-	0%	Q2 CY2021	Q4 CY2021
Kamo Shared Path . Kensington Park Link	Whangarei District Council	Transport	Pre-Work	\$0.5	\$0.5	-	-	-	2.00	0%	Q2 CY2021	Q4 CY2021
Northland Inc	Northland Inc	Community	Construction	\$0.8	\$0.8	-	-	2.30	2.30	58%	Q1 CY2021	Q1 CY2023
Papakawau Estuary Resilience/Kerikeri Gateway SH10	Waka Kotahi NZ Transport Agency	Environment	Pre-Work	\$5.0	\$5.0	\$0.9	\$0.9	1.76	2.00	8%	Q3 CY2021	Q4 CY2021
Pohe Island Bike Park	Whangarei District Council	Community	Construction	\$5.0	\$2.0	-	\$1.2	17.00	17.00	57%	Q4 CY2020	Q2 CY2022
Port Road – Roothing Improvements	Whangarei District Council	Transport	Pre-Work	\$10.0	\$10.0	\$1.0	\$1.0	6.00	6.00	11%	Q2 CY2021	Q4 CY2022
Raumanga Shared Path	Whangarei District Council	Transport	Construction	\$5.0	\$5.0	\$2.0	\$2.0	2.00	2.00	0%	Q2 CY2021	Q2 CY2023

= Construction commenced or completed dates shaded green.

'-' Means information has not yet been provided on this project and will be included in the next report.

continued on next page

# GOVERNMENT FUNDING CONTRACTED: MARCH 2021

PROJECT METRICS						PROJECT TO DATE						
PROJECT NAME	PROJECT OWNER	SECTOR	STATUS	PROJECT VALUE \$M	GOVT FUNDING \$M	GOVT SPEND \$M	TOTAL SPEND \$M	FTE QUARTER END	FTE TO TARGET	FTE % OF TARGET	CONSTRUCTION COMMENCEMENT	PROJECT COMPLETION
Ruakaka Recreation Centre	Ruakaka Recreation Centre Incorporated	Community	Pre-Work	\$3.3	\$2.5	-	-	-	3.65	27%	Q2 CY2021	Q3 CY2022
Tikipunga Cycle Trail	Whangarei District Council	Transport	Construction	\$0.5	\$0.5	-	-	6.00	6.00	20%	Q4 CY2020	Q2 CY2023
Whangarei Boys High School	Whangarei Boys High School	Community	Pre-Work	\$1.0	\$1.0	\$0.1	\$0.1	6.00	6.00	12%	Q3 CY2021	Q1 CY2022
<b>Northland Total</b>				<b>\$147.4</b>	<b>\$94.6</b>	<b>\$18.1</b>	<b>\$24.6</b>	<b>129.35</b>	<b>201.70</b>	<b>20%</b>		
<b>AUCKLAND</b>												
Auckland City Mission HomeGround	Auckland City Mission	Community	Construction	\$110.0	\$22.0	\$17.0	\$91.1	240.00	240.00	200%	Q1 CY2020	Q4 CY2021
Auckland Housing Programme: Roskill South	Kainga Ora	Housing	Construction	\$11.2	\$10.0	-	-	23.80	23.80	92%	Q4 CY2020	Q2 CY2022
Auckland Housing Programme: Tamaki	Kainga Ora	Housing	Construction	\$11.8	\$11.3	-	-	8.00	8.00	18%	Q2 CY2021	Q1 CY2023
Building Auckland's Resource Recovery	Auckland Council	Environment	Construction	\$14.0	\$10.7	\$0.1	\$1.7	37.80	37.80	80%	Q4 CY2020	Q3 CY2023
Ferry Basin Redevelopment: Stage 1	Auckland Transport	Transport	Construction	\$116.5	\$42.0	\$34.9	\$109.4	100.00	100.00	50%	Q4 CY2018	Q2 CY2021
Kāinga Ora Mangere Priority Wastewater Upgrades	Kainga Ora	Housing	Construction	\$25.0	\$25.0	-	-	23.00	28.00	93%	Q4 CY2020	Q2 CY2024
Kāinga Ora Mt Roskill Water and Wastewater	Kainga Ora	Housing	Construction	\$65.0	\$65.0	-	-	3.82	3.82	5%	Q1 CY2020	Q3 CY2024
Kāinga Ora Tamaki Priority Wastewater Upgrades	Kainga Ora	Housing	Construction	\$33.0	\$33.0	-	-	3.34	9.40	27%	Q2 CY2021	Q3 CY2023
Northcote Development Stormwater Trunk Provision	Kainga Ora	Housing	Construction	\$14.3	\$13.0	-	-	21.20	21.20	53%	Q1 CY2020	Q3 CY2021
Northwestern Busway	Auckland Transport	Transport	Pre-Work	\$100.0	\$50.0	-	-	-	-	0%	Q3 CY2021	Q1 CY2025
Owairaka Development Stormwater Network Provision	Kainga Ora	Housing	Construction	\$34.1	\$31.2	-	-	63.20	63.20	63%	Q1 CY2020	Q4 CY2020
Puhinui Interchange (Bus-Rail)	Auckland Transport	Transport	Construction	\$67.9	\$22.1	\$8.5	\$55.5	151.70	151.70	76%	Q3 CY2020	Q3 CY2021
Te Mahurehure Expansion Projects - Te Kainga Atawhai Papakainga Housing Project	Te Mahurehure Cultural Marae Society Inc	Community	Pre-Work	\$8.3	\$1.4	-	-	-	-	-	Q3 CY2021	Q3 CY2022
Te Mahurehure Expansion Projects - Te Taumata o Kupe	Te Mahurehure Cultural Marae Society Inc	Community	Construction	\$8.4	\$4.6	-	-	-	-	-	Q2 CY2020	Q1 CY2022
Te Whau Pathway	Auckland Council	Transport	Construction	\$35.3	\$35.3	\$0.7	\$0.7	3.58	11.50	29%	Q3 CY2020	Q1 CY2024
Unitec Housing Development	MHUD	Housing	Pre-Work	\$169.0	\$75.0	-	-	-	-	-	Q2 CY2021	Q2 CY2024
UoA - Faculty of Education and Social Work	University of Auckland	Community	Construction	\$275.0	\$200.0	\$7.2	\$17.7	170.17	184.82	34%	Q4 CY2020	Q3 CY2023
<b>Auckland Total</b>				<b>\$1,098.9</b>	<b>\$651.7</b>	<b>\$68.4</b>	<b>\$276.1</b>	<b>849.61</b>	<b>883.24</b>	<b>44%</b>		
<b>WAIKATO</b>												
Hot Water Beach Surf Life Saving Club	Hot Water Beach Lifeguard Service Inc.	Community	Complete	\$0.3	\$0.2	\$0.2	\$0.3	-	3	43%	Q3 CY2020	Q4 CY2020
Kōpū Marine Precinct	Thames Coromandel District Council	Transport	Pre-Work	\$8.2	\$8.2	\$1.4	\$1.4	43.00	32.00	100%	Q4 CY2021	Q4 CY2022
Onemana Surf Life Saving Community	Onemana Surf Life Saving Club	Community	Complete	\$0.6	\$0.3	\$0.3	\$0.6	-	36.00	66%	Q3 CY2020	Q2 CY2021
Paunau Surf Life Saving Community	Paunau Surf Life Saving Club	Community	Pre-Work	\$1.0	\$0.7	-	-	-	-	-	Q2 CY2021	Q4 CY2021
Tairua Surf Life Saving Community	Tairua Surf Life Saving Club	Community	Pre-Work	\$0.7	\$0.7	-	-	-	-	-	Q3 CY2021	Q1 CY2022
Fish passage pumps critical flood protection	Waikato Regional Council	Environment	Construction	\$7.0	\$4.5	\$0.4	\$0.8	1.25	1.59	6%	Q4 CY2020	Q2 CY2024
Lake Kimihia	Waikato Regional Council	Environment	Pre-Work	\$1.0	\$0.6	\$0.1	\$0.1	0.30	0.30	4%	Q4 CY2021	Q1 CY2024
Lake Waikare plantings & river works	Waikato Regional Council	Environment	Construction	\$5.5	\$3.5	\$0.4	\$0.4	0.69	2.30	18%	Q4 CY2020	Q4 CY2023

= Construction commenced or completed dates shaded green.

'-' Means information has not yet been provided on this project and will be included in the next report.

continued on next page



# GOVERNMENT FUNDING CONTRACTED: MARCH 2021

PROJECT METRICS						PROJECT TO DATE						
PROJECT NAME	PROJECT OWNER	SECTOR	STATUS	PROJECT VALUE \$M	GOVT FUNDING \$M	GOVT SPEND \$M	TOTAL SPEND \$M	FTE QUARTER END	FTE TO TARGET	FTE % OF TARGET	CONSTRUCTION COMMENCEMENT	PROJECT COMPLETION
Mill Road Pump Station	Waikato Regional Council	Environment	Construction	\$3.0	\$1.9	\$0.2	\$0.2	0.41	2.20	24%	Q4 CY2020	Q4 CY2022
Roger Harris Pump-station Upgrade	Waikato Regional Council	Environment	Pre-Work	\$1.5	\$1.0	\$0.1	\$0.1	0.41	0.40	6%	Q4 CY2021	Q1 CY2024
Sunset Beach Community Hub and Lifeguard Facility	Sunset Beach Lifeguard Charitable Trust	Community	Construction	\$2.4	\$0.5	-	-	-	8.00	27%	Q3 CY2019	Q3 CY2021
Foreshore East & West Stopbank	Waikato Regional Council	Environment	Pre-Work	\$3.0	\$1.9	\$0.2	\$0.2	0.58	0.58	3%	Q3 CY2021	Q4 CY2023
Ngatea Left Bank Stopbank and Ngatea to Pipiroa	Waikato Regional Council	Environment	Construction	\$1.2	\$0.8	\$0.1	\$0.1	1.83	1.83	8%	Q4 CY2020	Q4 CY2023
Piako Scheme Right Stopbanks	Waikato Regional Council	Environment	Construction	\$3.0	\$1.9	\$0.3	\$0.3	1.38	1.38	4%	Q4 CY2020	Q1 CY2024
Ruakura Inland Port West	Tainui Group Holdings Limited	Services	Construction	\$106.0	\$40.0	-	-	64.00	64.00	26%	Q1 CY2021	Q4 CY2023
Te Awa Cycleway Hamilton to Cambridge section	Hamilton City Council	Transport	Construction	\$16.2	\$8.2	-	-	-	-	-	Q1 CY2021	Q4 CY2021
Dementia (Eden Care) Unit	Beattie Community Trust Inc.	Community	Construction	\$8.5	\$3.0	\$1.0	\$5.5	38.00	38.00	73%	Q4 CY2020	Q3 CY2021
Otorohonga Kiwihouse	Otorohanga Kiwi House Charitable Trust	Community	Construction	\$8.0	\$2.0	-	-	-	-	-	Q3 CY2020	Q4 CY2023
Southern Waikato Integrated Training Centre	South Waikato Investment Fund Trust (SWIFT)	Community	Pre-Work	\$14.0	\$10.8	\$0.8	\$2.7	6.10	6.10	10%	Q3 CY2021	Q1 CY2023
Te Kuiti Sports Stadium	Game on Charitable Trust	Community	Pre-Work	\$7.0	\$0.5	-	-	-	-	-	Q4 CY2021	Q4 CY2022
Shared Paths	Taupo District Council	Transport	Construction	\$10.6	\$10.5	-	-	-	-	-	Q2 CY2021	Q3 CY2022
Taupo EUL Block	Tauhara Management Limited	Housing	Pre-Work	\$180.0	\$8.0	-	\$1.9	3.00	12.00	12%	Q3 CY2021	Q3 CY2022
Taupo Town Centre Transformation	Taupo District Council	Community	Construction	\$20.6	\$20.6	-	-	-	-	-	Q1 CY2021	Q1 CY2022
<b>Waikato Total</b>				<b>\$409.3</b>	<b>\$130.3</b>	<b>\$5.5</b>	<b>\$14.5</b>	<b>160.96</b>	<b>209.68</b>	<b>20%</b>		
BAY OF PLENTY												
Omokoroa Road Safety	Western Bay of Plenty District Council	Housing	Construction	\$32.1	\$14.0	\$0.6	\$2.2	22.00	24.00	48%	Q4 CY2020	Q3 CY2022
Eastern Region - Surf Lifesaving Rescue Base	Omanu Beach Charitable Trust	Community	Pre-Work	\$2.9	\$2.9	-	-	12.00	12.00	57%	Q2 CY2021	Q1 CY2022
Papamoa Surf Rescue Base	Papamoa Community Surf Rescue Base Trust	Community	Complete	\$5.4	\$0.8	\$0.7	\$5.3	15.00	28.30	105%	Q4 CY2020	Q1 CY2021
Te Papa Spatial Plan (Cameron Road)	Tauranga City Council	Housing	Pre-Work	\$45.0	\$45.0	-	-	19.50	21.00	11%	Q4 CY2021	Q4 CY2023
Rangitaiki River Resilience and Flood Protection	Bay of Plenty Regional Council	Environment	Construction	\$13.7	\$10.3	\$4.9	\$7.7	18.60	18.60	34%	Q1 CY2021	Q4 CY2022
Whakatane River flood protection - Urban	Bay of Plenty Regional Council	Environment	Pre-Work	-	-	-	-	-	-	-	Q2 CY2022	Q4 CY2023
Kaingaroa Community Development Project	Rotorua Lakes Council & Te Puni Kokiri	Community	Construction	\$14.4	\$5.0	\$3.0	\$3.0	42.00	42.00	35%	Q4 CY2020	Q2 CY2022
Ngongotaha Flood Mitigation Works	Bay of Plenty Regional Council	Environment	Pre-Work	-	-	-	-	-	-	-	Q1 CY2022	Q4 CY2023
Rotorua: Wheranui Road Unlocking urban land	Rotorua District Council	Housing	Construction	\$20.0	\$20.0	-	-	2.40	11.90	30%	Q4 CY2020	Q3 CY2023
SH30 Rotorua	Waka Kotahi NZ Transport Agency	Transport	Pre-Work	\$35.0	\$35.0	\$0.4	\$0.4	4.20	4.20	2%	Q3 CY2021	Q3 CY2023
St John Rotorua	St Johns - Rotorua	Community	Construction	\$9.2	\$9.2	\$6.4	\$6.4	57.00	57.00	44%	Q4 CY2020	Q2 CY2021
Wai Ariki Hot Springs and Spa - Rotorua	Pukeroa Lakefront Holdings Limited	Services	Pre-Work	\$56.8	\$38.0	-	\$12.2	26.00	26.00	10%	Q2 CY2021	Q3 CY2022
Opotiki CBD improvement	Opotiki District Council	Community	Construction	\$11.9	\$11.9	\$5.9	\$5.9	61.00	61.00	46%	Q3 CY2020	Q2 CY2022
Waioeka Estuary Restoration	Bay of Plenty Regional Council	Environment	Construction	\$17.2	\$12.9	\$2.4	\$3.2	9.40	13.78	17%	Q4 CY2020	Q4 CY2023
<b>Bay of Plenty Total</b>				<b>\$263.5</b>	<b>\$205.0</b>	<b>\$24.2</b>	<b>\$46.2</b>	<b>289.10</b>	<b>319.78</b>	<b>24%</b>		

= Construction commenced or completed dates shaded green.

'-' Means information has not yet been provided on this project and will be included in the next report.

continued on next page

# GOVERNMENT FUNDING CONTRACTED: MARCH 2021

PROJECT METRICS						PROJECT TO DATE						
PROJECT NAME	PROJECT OWNER	SECTOR	STATUS	PROJECT VALUE \$M	GOVT FUNDING \$M	GOVT SPEND \$M	TOTAL SPEND \$M	FTE QUARTER END	FTE TO TARGET	FTE % OF TARGET	CONSTRUCTION COMMENCEMENT	PROJECT COMPLETION
<b>GISBORNE</b>												
Gisborne Olympic Pool	Gisborne District Council	Community	Pre-Work	\$46.1	\$40.4	-	\$2.2	10.50	17.00	34%	Q3 CY2021	Q1 CY2023
Midway SLSC Surf Rescue Community Hub	Midway Surf Life Saving Club	Community	Pre-Work	\$5.3	\$5.0	\$0.5	\$0.5	4.00	4.00	2%	Q3 CY2021	Q4 CY2022
Waipaoa River Flood Control Scheme	Gisborne District Council	Environment	Construction	\$10.0	\$7.5	\$0.8	\$0.8	10.00	10.00	83%	Q1 CY2021	Q3 CY2023
<b>Gisborne Total</b>				<b>\$61.3</b>	<b>\$52.9</b>	<b>\$1.3</b>	<b>\$3.4</b>	<b>24.50</b>	<b>31.00</b>	<b>13%</b>		
<b>MANAWATU-WHANGANUI</b>												
New Whanganui Hub (NZ Police)	New Zealand Police	Community	Pre-Work	\$25.0	\$25.0	\$0.4	\$0.4	-	7.00	7%	Q1 CY2022	Q4 CY2022
Sarjeant Gallery	Whanganui District Council	Community	Construction	\$55.0	\$11.6	-	-	-	-	-	Q2 CY2020	Q3 CY2023
Marton Rail Hub	Rangitikei District Council	Transport	Pre-Work	\$10.1	\$9.1	\$0.9	\$0.9	25.10	25.10	57%	Q3 CY2021	Q4 CY2021
Rangitikei River Enhancement	Horizons Regional Council	Environment	Pre-Work	\$5.2	\$3.9	\$0.1	\$0.1	1.04	1.28	21%	Q4 CY2021	Q1 CY2024
Palmerston North Flood Protection	Horizons Regional Council	Environment	Pre-Work	\$7.0	\$5.3	\$0.1	\$0.1	0.73	0.73	7%	Q4 CY2021	Q4 CY2023
Papaioea Place Community	Palmerston North City Council	Housing	Construction	\$4.6	\$4.6	\$0.9	\$0.9	14.00	27.00	20%	Q2 CY2020	Q4 CY2021
Route 52 Improvements (Central Hawkes Bay to Weber)	Tararua District Council	Transport	Construction	\$14.6	\$14.6	\$6.0	\$6.0	13.00	13.00	29%	Q1 CY2021	Q2 CY2024
Foxton Flood Mitigation	Horizons Regional Council	Environment	Pre-Work	\$6.0	\$4.5	\$0.1	\$0.1	1.21	1.21	20%	Q4 CY2021	Q2 CY2024
Gladstone Green Growth Area	Horowhenua District Council	Housing	Construction	\$38.1	\$25.1	-	-	10.53	10.53	14%	Q1 CY2021	Q1 CY2025
Horowhenua Business Park Infrastructure	The Horowhenua Company Limited	Community	Construction	\$53.9	\$2.9	\$1.6	\$2.2	19.00	19.00	50%	Q4 CY2020	Q4 CY2021
Lower Manawatu Flood Protection Resilience	Horizons Regional Council	Environment	Pre-Work	\$15.0	\$11.3	\$0.1	\$0.1	0.44	0.44	2%	Q4 CY2021	Q4 CY2023
<b>Manawatu-Whanganui Total</b>				<b>\$234.5</b>	<b>\$117.8</b>	<b>\$10.1</b>	<b>\$10.7</b>	<b>85.05</b>	<b>105.29</b>	<b>14%</b>		
<b>HAWKE'S BAY</b>												
Wairoa River Flood Protection Scheme	Hawkes Bay Regional Council	Environment	Pre-Work	\$1.0	\$0.6	\$0.1	\$0.2	2.50	2.50	16%	Q4 CY2021	Q4 CY2021
Flaxmere Housing: Tarbet Street	Hastings District Council	Transport	Complete	\$2.0	\$2.0	\$1.2	\$2.0	-	27.00	96%	Q3 CY2020	Q1 CY2021
Flaxmere Housing: Waingakau	Te Taiwhenua O Heretaunga (TToH)	Transport	Pre-Work	\$2.5	\$2.5	\$0.6	\$0.6	3.00	25.00	93%	Q2 CY2021	Q2 CY2022
Hawke's Bay Regional Aquatic Centre	Hawke's Bay Community Fitness Centre Trust	Community	Construction	\$32.3	\$32.0	\$6.4	\$6.5	20.00	20.00	15%	Q4 CY2020	Q2 CY2022
Iona Road	Hastings District Council	Housing	Construction	\$23.7	\$11.5	-	\$0.1	25.00	25.00	14%	Q1 CY2021	Q4 CY2022
Upper Tukituki Flood Control Scheme	Hawkes Bay Regional Council	Environment	Pre-Work	\$8.0	\$5.1	\$0.3	\$0.4	5.50	5.50	34%	Q4 CY2021	Q4 CY2021
Upper Tukituki Flood control Scheme - SH50 Bridge	Hawkes Bay Regional Council	Environment	Construction	\$1.0	\$0.6	\$0.4	\$0.6	9.00	9.00	56%	Q4 CY2020	Q4 CY2021
Ellison St / Chambers connectivity	Napier City Council	Transport	Pre-Work	\$2.7	\$2.7	\$0.7	\$0.7	1.00	1.00	17%	Q3 CY2021	Q1 CY2022
Heretaunga Plains Flood Control Protection	Hawkes Bay Regional Council	Environment	Pre-Work	\$20.0	\$12.8	\$0.2	\$0.2	10.00	10.00	67%	Q4 CY2021	Q4 CY2025
Pettigrew Green Arena expansion	Regional Indoor Sports and Events Centre Trust	Community	Pre-Work	\$14.5	\$6.4	\$2.0	\$6.1	20.00	20.00	20%	Q2 CY2021	Q2 CY2022
Te Mata Mushrooms	Te Mata Mushrooms Holdings Limited	Services	Construction	\$50.0	\$19.5	\$1.7	\$14.7	21.00	21.00	9%	Q3 CY2020	Q2 CY2024
<b>Hawke's Bay Total</b>				<b>\$157.7</b>	<b>\$95.8</b>	<b>\$13.5</b>	<b>\$32.1</b>	<b>117.00</b>	<b>166.00</b>	<b>22%</b>		

= Construction commenced or completed dates shaded green.

'-' Means information has not yet been provided on this project and will be included in the next report.

continued on next page



# GOVERNMENT FUNDING CONTRACTED: MARCH 2021

PROJECT METRICS						PROJECT TO DATE						
PROJECT NAME	PROJECT OWNER	SECTOR	STATUS	PROJECT VALUE \$M	GOVT FUNDING \$M	GOVT SPEND \$M	TOTAL SPEND \$M	FTE QUARTER END	FTE TO TARGET	FTE % OF TARGET	CONSTRUCTION COMMENCEMENT	PROJECT COMPLETION
<b>TARANAKI</b>												
Thermal Drying Facility Replacement	EECA	Environment	Pre-Work	\$37.0	\$37.0	-	-	-	2.39	3%	Q2 CY2021	Q3 CY2024
Cycling Education Park & Half Basketball Court	Stratford District Council	Community	Construction	\$1.9	\$1.9	\$0.9	\$0.9	14.00	16.00	100%	Q4 CY2020	Q4 CY2021
Dawson Falls Lodge Development	Te Rere o Kapuni Limited	Services	Pre-Work	\$4.1	\$3.0	\$0.1	\$0.1	1.50	1.50	5%	Q3 CY2021	Q3 CY2022
Replacement Indoor Aquatic Facility	Stratford District Council	Community	Construction	\$21.5	\$8.0	\$0.8	\$0.8	14.00	14.00	35%	Q1 CY2021	Q4 CY2023
Yarrow Stadium Redevelopment	Taranaki Regional Council	Community	Construction	\$50.0	\$20.0	-	\$5.4	50.00	50.00	50%	Q4 CY2020	Q1 CY2024
Green School New Zealand	Green School Properties Limited & Green School Farm Limited	Environment	Construction	\$11.7	\$11.7	-	-	-	-	-	Q2 CY2021	Q3 CY2022
Library, Arts and Culture Centre (Te Ramanui o Ruaputahanga)	South Taranaki District Council	Community	Pre-Work	\$12.5	\$4.0	\$4.0	\$7.1	-	-	-	Q4 CY2021	Q4 CY2022
Mawhitiwhiti Kanihi Pa Build Project	Te Kupenga O Kanihi Charitable Trust	Housing	Construction	\$5.5	\$5.5	\$0.4	\$0.4	10.00	10.00	14%	Q4 CY2020	Q4 CY2021
Nukumarū Station Road construction	South Taranaki District Council	Transport	Pre-Work	\$10.1	\$7.0	\$0.7	\$1.9	22.00	22.00	49%	Q3 CY2021	Q3 CY2022
<b>Taranaki Total</b>				<b>\$154.3</b>	<b>\$98.1</b>	<b>\$6.9</b>	<b>\$16.6</b>	<b>111.50</b>	<b>115.89</b>	<b>24%</b>		
<b>WELLINGTON</b>												
Hood Aerodrome Infrastructure Upgrade	Masterton District Council	Transport	Construction	\$17.1	\$10.0	\$0.5	\$0.5	14.00	14.00	28%	Q1 CY2021	Q3 CY2025
Masterton Skatepark Revamp	Masterton District Council	Community	Construction	\$1.3	\$1.3	-	-	-	4.00	27%	Q4 CY2020	Q2 CY2022
Kapiti Gateway	Kapiti Coast District Council	Community	Construction	\$4.5	\$2.2	-	-	-	-	-	Q1 CY2021	Q2 CY2022
Maidstone Sportshub	Upper Hutt City Council	Community	Pre-Work	\$15.0	\$12.0	-	\$0.6	1.00	1.00	1%	Q3 CY2021	Q1 CY2023
Eastern Bays Shared Path	Hutt City Council	Transport	Pre-Work	\$30.0	\$15.0	-	-	-	-	0%	Q3 CY2021	Q3 CY2027
Hutt River Flood Management - Erosion Protection	Greater Wellington Regional Council	Environment	Pre-Work	\$9.8	\$6.3	-	-	-	12.00	55%	Q4 CY2021	Q4 CY2022
Hutt River Flood Management - Riverlinks	Greater Wellington Regional Council	Environment	Pre-Work	\$5.0	\$3.2	-	-	-	-	0%	Q4 CY2021	Q4 CY2022
Naenae Pool + Fitness New Build	Hutt City Council	Community	Pre-Work	\$54.0	\$27.0	-	\$0.2	1.00	1.00	1%	Q4 CY2021	Q4 CY2024
Ruamahanga River Flood Protection	Greater Wellington Regional Council	Environment	Pre-Work	\$2.0	\$1.3	-	-	-	0.46	2%	Q4 CY2021	Q4 CY2022
Frederick Street Social Housing	Kirva Trust	Housing	Construction	\$29.2	\$10.0	-	\$3.6	-	1.00	2%	Q1 CY2021	Q2 CY2023
NZ Campus of Innovation and Sport	The Heretaunga Company No. 2	Community	Construction	\$30.0	\$30.0	\$7.1	\$7.1	19.70	19.70	33%	Q4 CY2020	Q3 CY2022
Sacred Heart Cathedral Restoration	Catholic Archbishop of Wellington	Community	Construction	\$15.9	\$8.5	-	\$1.0	6.50	6.50	5%	Q4 CY2020	Q1 CY2025
Wellington District Court Refurbishment (MOJ)	Ministry of Justice	Community	Pre-Work	\$30.1	\$14.1	\$14.1	\$14.1	4.30	4.30	1%	Q1 CY2023	Q1 CY2026
Wellington Mission - Whakamaru	The Wellington City Mission (Anglican) Trust Board	Housing	Pre-Work	\$21.1	\$10.0	\$0.1	\$1.6	5.40	5.40	9%	Q3 CY2021	Q2 CY2023
<b>Wellington Total</b>				<b>\$264.9</b>	<b>\$150.8</b>	<b>\$21.8</b>	<b>\$28.6</b>	<b>51.90</b>	<b>69.36</b>	<b>7%</b>		
<b>TOP OF THE SOUTH</b>												
Lower Motueka River Flood-Bank Improvement	Tasman District Council	Environment	Construction	\$10.0	\$7.5	\$0.2	\$0.5	5.62	5.62	28%	Q2 CY2021	Q3 CY2023
SH60 Motueka	Waka Kotahi NZ Transport Agency	Transport	Pre-Work	\$6.8	\$6.8	\$0.5	\$0.5	5.80	5.80	17%	Q3 CY2021	Q2 CY2022
Blenheim Library/Art Gallery	Marlborough District Council	Community	Construction	\$25.3	\$11.0	\$3.3	\$7.5	18.00	18.00	33%	Q4 CY2020	Q1 CY2023
Exterior & Interior Redecoration (NZDF)	New Zealand Defence Force (NZDF)	Services	Pre-Work	\$0.5	\$0.5	-	-	-	2.30	100%	Q2 CY2021	Q3 CY2021
HVAC Replacement (NZDF)	New Zealand Defence Force (NZDF)	Services	Pre-Work	\$0.3	\$0.3	-	-	-	1.38	100%	Q2 CY2021	Q3 CY2021
The Whale Trail	Marlborough Kaikōura Trail Trust	Transport	Construction	\$19.5	\$18.0	-	-	-	7.75	24%	Q4 CY2020	Q1 CY2024

= Construction commenced or completed dates shaded green.

'-' Means information has not yet been provided on this project and will be included in the next report.

continued on next page

# GOVERNMENT FUNDING CONTRACTED: MARCH 2021

PROJECT METRICS						PROJECT TO DATE						
PROJECT NAME	PROJECT OWNER	SECTOR	STATUS	PROJECT VALUE \$M	GOVT FUNDING \$M	GOVT SPEND \$M	TOTAL SPEND \$M	FTE QUARTER END	FTE TO TARGET	FTE % OF TARGET	CONSTRUCTION COMMENCEMENT	PROJECT COMPLETION
Wairau River Flood protection Scheme	Marlborough District Council	Environment	Construction	\$4.0	\$3.0	\$0.3	\$0.6	1.40	1.40	9%	Q1 CY2021	Q3 CY2023
Saxton Creek Flood Protection Upgrade	Nelson District Council	Environment	Pre-Work	\$10.0	\$7.5	\$0.5	\$0.8	8.50	8.50	32%	Q4 CY2021	Q2 CY2023
<b>Top of the South total</b>				<b>\$76.4</b>	<b>\$54.6</b>	<b>\$4.7</b>	<b>\$9.8</b>	<b>39.32</b>	<b>50.75</b>	<b>27%</b>		
<b>WEST COAST</b>												
Hector Historic Landfill	Buller District Council	Environment	Construction	\$1.0	\$1.0	\$0.5	\$0.5	6.50	6.50	130%	Q4 CY2020	Q3 CY2021
Port Package - Westport Bulk	Buller District Council	Transport	Construction	\$1.3	\$1.3	\$0.7	\$0.7	5.50	6.00	100%	Q4 CY2020	Q2 CY2022
Port Package - Westport Gravel	Buller District Council	Transport	Pre-Work	\$2.0	\$2.0	\$1.0	\$1.0	1.50	2.00	33%	Q2 CY2021	Q2 CY2022
Tidal Creek #2 Bridge Replacement	Buller District Council	Transport	Construction	\$1.8	\$1.8	\$1.7	\$1.7	12.00	12.00	60%	Q1 CY2021	Q3 CY2021
Moonlight Creek Bridge Replacement	Grey District Council	Transport	Construction	\$2.6	\$2.6	-	-	-	8.00	40%	Q1 CY2021	Q1 CY2022
Port Package - Grey Port	Grey District Council	Transport	Pre-Work	\$3.0	\$3.0	-	-	-	4.00	67%	Q3 CY2021	Q4 CY2021
Rough River Bridge Replacement	Grey District Council	Environment	Construction	\$5.0	\$5.0	-	-	-	10.00	40%	Q1 CY2021	Q3 CY2022
Slope Stability - Omoto Slip (KiwiRail)	KiwiRail	Transport	Construction	\$13.0	\$13.0	\$2.8	\$2.8	13.00	20.40	107%	Q1 CY2021	Q3 CY2021
William Stewart Bridge Replacement	Grey District Council	Environment	Pre-Work	\$5.9	\$5.8	-	-	-	7.00	28%	Q1 CY2022	Q1 CY2023
Buller River Early Flood Warning System	West Coast Regional Council	Environment	Pre-Work	\$0.5	\$0.4	\$0.2	\$0.2	2.00	2.00	67%	Q4 CY2021	Q2 CY2022
Cron Street - Old Christchurch Road Seal Extension - Old Christchurch Road	Westland District Council and Franz Josef Developments Ltd	Transport	Construction	\$3.2	\$3.2	-	-	13.00	13.00	62%	Q1 CY2021	Q3 CY2021
Cron Street Footpath Extension	Westland District Council and Franz Josef Developments Ltd	Transport	Pre-Work	\$1.5	\$1.5	-	-	8.00	8.00	89%	Q2 CY2021	Q4 CY2021
Grey Floodwall Upgrade (Stage Two)	West Coast Regional Council	Environment	Pre-Work	\$2.6	\$2.0	\$0.1	\$0.1	4.00	4.00	15%	Q3 CY2021	Q3 CY2022
Hokitika Beach Coastal Protection Project	West Coast Regional Council	Environment	Pre-Work	\$5.0	\$3.8	\$0.1	\$0.1	5.00	7.00	16%	Q4 CY2021	Q4 CY2022
Hokitika Swimming Pool Renovation	Westland District Council	Community	Pre-Work	\$3.0	\$3.0	-	-	-	-	-	Q2 CY2021	Q4 CY2022
Port Package - Port Jackson	Westland District Council	Transport	Construction	\$0.5	\$0.5	-	-	2.00	2.00	33%	Q2 CY2021	Q4 CY2021
Seddon House (Heritage NZ)	Heritage NZ	Services	Pre-Work	\$22.0	\$22.0	\$2.0	\$2.0	1.08	1.08	4%	Q3 CY2021	Q4 CY2022
Solid waste: Fox Glacier and Butlers	Westland District Council	Environment	Construction	\$3.3	\$3.3	\$1.8	\$1.8	31.00	20.00	100%	Q4 CY2020	Q3 CY2021
<b>West Coast Total</b>				<b>\$77.2</b>	<b>\$75.1</b>	<b>\$10.7</b>	<b>\$10.7</b>	<b>104.58</b>	<b>132.98</b>	<b>43%</b>		
<b>CANTERBURY</b>												
Kaikōura Aquatic Centre	Kaikōura District Council/ Kaikōura Community Charitable Trust Board	Community	Construction	\$3.8	\$1.0	-	-	-	20.00	40%	Q3 CY2020	Q3 CY2021
Conical Hill flyline at Hanmer Springs	Hurunui District Council	Community	Pre-Work	\$2.1	\$2.0	\$0.4	\$0.4	5.00	5.00	22%	Q2 CY2021	Q1 CY2022
Waiau Township - stopbank repairs and upgrades	Environment Canterbury	Environment	Construction	\$0.5	\$0.3	-	-	0.15	0.15	0%	Q4 CY2020	Q3 CY2021
Barrack Refurbishment (NZDF)	New Zealand Defence Force (NZDF)	Services	Pre-Work	\$1.0	\$1.0	-	-	-	4.60	100%	Q2 CY2021	Q3 CY2021
Glenn Tunnel Road (NZDF)	New Zealand Defence Force (NZDF)	Services	Pre-Work	\$1.0	\$1.0	-	-	-	4.60	100%	Q2 CY2021	Q3 CY2021
Halswell/Hurutini weed barrage replacement	Environment Canterbury	Environment	Pre-Work	\$1.0	\$0.6	-	-	0.10	0.35	5%	Q4 CY2021	Q3 CY2022
Op-Respect Upgrades (NZDF)	New Zealand Defence Force (NZDF)	Services	Pre-Work	\$0.5	\$0.5	-	-	-	2.30	100%	Q2 CY2021	Q3 CY2021
Refurbishment of Post Office (NZDF)	New Zealand Defence Force (NZDF)	Services	Pre-Work	\$0.5	\$0.5	-	-	-	2.30	100%	Q2 CY2021	Q3 CY2021
Ashley/Rakahuri River Protection and Fairway Management	Environment Canterbury	Environment	Construction	\$1.0	\$0.6	\$0.1	\$0.1	0.45	0.50	5%	Q4 CY2020	Q4 CY2023
Kaipoi Community Flood Protection	Environment Canterbury	Environment	Construction	\$3.2	\$2.0	\$1.0	\$1.0	14.90	14.90	0%	Q4 CY2020	Q3 CY2021

= Construction commenced or completed dates shaded green.

'-' Means information has not yet been provided on this project and will be included in the next report.

continued on next page



# GOVERNMENT FUNDING CONTRACTED: MARCH 2021

PROJECT METRICS						PROJECT TO DATE						
PROJECT NAME	PROJECT OWNER	SECTOR	STATUS	PROJECT VALUE \$M	GOVT FUNDING \$M	GOVT SPEND \$M	TOTAL SPEND \$M	FTE QUARTER END	FTE TO TARGET	FTE % OF TARGET	CONSTRUCTION COMMENCEMENT	PROJECT COMPLETION
Kaipoi Stormwater and Flooding Improvements	Waimakariri District Council	Environment	Pre-Work	\$18.1	\$9.0	\$0.6	\$1.2	9.89	35.33	79%	Q2 CY2021	Q4 CY2022
Cancer Society - Christchurch Building Project	Cancer Society of New Zealand Canterbury-West Coast Division Inc	Community	Pre-Work	\$20.5	\$6.5	-	\$0.1	3.86	15.80	17%	Q2 CY2021	Q1 CY2023
Final Section of Christchurch Coastal Pathway	Christchurch City Council	Transport	Pre-Work	\$15.8	\$15.8	\$0.6	\$0.6	3.95	4.57	9%	Q3 CY2021	Q3 CY2022
Major Cycleway Routes	Christchurch City Council	Transport	Construction	\$106.4	\$71.5	\$2.5	\$22.4	78.15	83.56	20%	Q3 CY2020	Q2 CY2023
Medi Hotel - "Ranui Apartments"	Bone Marrow Cancer Trust	Community	Pre-Work	\$12.2	\$7.0	-	\$0.5	1.79	10.50	23%	Q2 CY2021	Q1 CY2023
New Brighton Collective	Eastern Community Sports and Recreation Inc	Community	Construction	\$5.0	\$3.2	\$1.2	\$3.0	2.62	7.80	78%	Q2 CY2020	Q4 CY2021
New Brighton Collective: The Bridge Hub South Brighton	The Bridge South Brighton Trust	Community	Construction	\$1.4	\$1.1	\$0.4	\$0.6	6.39	9.90	141%	Q2 CY2020	Q3 CY2021
New Brighton Surf Life Saving Club Rebuild	New Brighton Surf Lifesaving Club	Community	Construction	\$3.9	\$1.6	\$0.9	\$2.0	15.27	15.27	38%	Q3 CY2020	Q3 CY2021
Region Wide River Berm Planting Programme	Environment Canterbury	Environment	Pre-Work	\$10.0	\$6.4	\$0.4	\$0.4	2.00	2.00	8%	Q4 CY2021	Q4 CY2023
South Brighton Surf Life Saving Club Rebuild	South Brighton Surf Lifesaving Club	Community	Construction	\$2.8	\$0.9	\$0.9	\$2.8	10.43	33.00	83%	Q4 CY2019	Q2 CY2021
Taylor's Mistake Surf Life Saving	Taylor's Mistake Surf Life Saving Club	Community	Complete	\$3.1	\$0.6	\$0.5	\$3.0	0.49	24.50	82%	Q1 CY2020	Q1 CY2021
YMCA Christchurch Central City Development	The Young Mens Christian Association	Community	Construction	\$43.0	\$43.0	\$4.1	\$4.1	48.90	58.80	49%	Q4 CY2020	Q2 CY2023
Ashburton District Library and Civic Centre	Ashburton District Council	Community	Construction	\$51.6	\$20.0	-	\$5.1	18.83	30.93	15%	Q1 CY2021	Q1 CY2023
Rangitata River flood recovery	Environment Canterbury	Environment	Construction	\$8.5	\$5.4	\$0.7	\$0.7	1.10	1.10	6%	Q4 CY2020	Q4 CY2023
The Theatre Royal	Timaru District Council	Community	Pre-Work	\$23.2	\$11.6	-	-	-	16.88	17%	Q2 CY2021	Q4 CY2023
Chatham Islands Airport - Stage 1	Chatham Islands Airport Limited	Transport	Construction	\$0.7	\$0.7	\$0.3	\$0.3	2.40	2.80	62%	Q4 CY2020	Q3 CY2022
<b>Canterbury Total</b>				<b>\$340.7</b>	<b>\$213.9</b>	<b>\$14.6</b>	<b>\$48.5</b>	<b>226.0</b>	<b>407.44</b>	<b>30%</b>		
OTAGO												
Lakes District Museum	Lakes District Museum Inc	Community	Construction	\$3.5	\$2.0	-	-	-	2.00	3%	Q4 CY2020	Q1 CY2022
Queenstown Arterials Stage 1	Queenstown Lakes District Council	Transport	Pre-Work	\$65.9	\$50.0	\$0.2	\$0.6	16.70	16.70	9%	Q3 CY2021	Q3 CY2023
Queenstown Town Centre	Queenstown Lakes District Council	Transport	Construction	\$60.6	\$35.0	\$0.5	\$1.2	68.60	68.60	53%	Q4 CY2020	Q4 CY2022
Te Pa Tahuna	MHUD	Housing	Pre-Work	\$9.8	\$8.1	-	-	-	-	-	Q2 CY2021	Q1 CY2023
Ophir Peace Memorial Hall	Central Otago District Council	Community	Pre-Work	\$0.2	\$0.2	\$0.1	\$0.1	5.00	5.00	50%	Q2 CY2021	Q3 CY2022
Ophir Swimming Pool	Central Otago District Council	Community	Complete	\$0.1	\$0.1	\$0.1	\$0.1	-	12.00	150%	Q4 CY2020	Q1 CY2021
Lower Clutha River project	Otago Regional Council	Environment	Construction	\$1.0	\$0.6	\$0.1	\$0.1	2.35	7.00	47%	Q4 CY2020	Q3 CY2022
NZ Battery	MBIE	Environment	Pre-Work	\$100.1	\$100.1	-	-	9.00	9.00	180%		
Otago Polytechnic: Building & Trade	Otago Polytechnic Limited	Community	Construction	\$31.7	\$28.0	\$1.1	\$4.8	38.00	46.00	26%	Q1 CY2021	Q4 CY2022
Outram Flood Protection	Otago Regional Council	Environment	Pre-Work	\$2.0	\$1.3	\$0.1	\$0.1	0.20	2.00	20%	Q4 CY2021	Q3 CY2023
West Taieri Contour Channel Upgrade	Otago Regional Council	Environment	Pre-Work	\$5.0	\$3.2	\$0.5	\$0.5	0.70	2.00	13%	Q4 CY2021	Q3 CY2025
Clutha Community Hub	Clutha Community Hub Charitable Trust and Clutha District Council	Community	Pre-Work	\$16.9	\$7.4	-	-	-	28.00	68%	Q2 CY2021	Q4 CY2022
ORC Flow Management Structures at Robson Lagoon	Otago Regional Council	Environment	Pre-Work	\$0.5	\$0.3	-	-	0.25	3.00	30%	Q3 CY2021	Q3 CY2023
<b>Otago Total</b>				<b>\$297.2</b>	<b>\$236.3</b>	<b>\$2.7</b>	<b>\$7.5</b>	<b>140.80</b>	<b>201.00</b>	<b>28%</b>		

= Construction commenced or completed dates shaded green.

'-' Means information has not yet been provided on this project and will be included in the next report.

continued on next page

# GOVERNMENT FUNDING CONTRACTED: MARCH 2021

PROJECT METRICS						PROJECT TO DATE						
PROJECT NAME	PROJECT OWNER	SECTOR	STATUS	PROJECT VALUE \$M	GOVT FUNDING \$M	GOVT SPEND \$M	TOTAL SPEND \$M	FTE QUARTER END	FTE TO TARGET	FTE % OF TARGET	CONSTRUCTION COMMENCEMENT	PROJECT COMPLETION
<b>SOUTHLAND</b>												
Awarua Runanga - New Kaumatua housing	Te Runaka O Awarua Charitable Trust	Community	Pre-Work	\$1.9	\$1.9	-	-	-	1.00	5%	Q2 CY2021	Q2 CY2022
SH94 Homer Tunnel	Waka Kotahi NZ Transport Agency	Transport	Construction	\$25.0	\$25.0	\$1.4	\$1.4	6.60	8.00	6%	Q4 CY2020	Q3 CY2023
Venison and cattle processing plant	Alliance Group Limited	Services	Construction	\$4.0	\$2.8	-	-	-	-	-	Q4 CY2020	Q2 CY2021
Waiau River Flood Damage Repairs	Environment Southland	Environment	Construction	\$1.0	\$0.8	\$0.5	\$0.8	3.23	3.23	22%	Q1 CY2021	Q2 CY2022
Boundary Creek Stop Bank Upgrade	Environment Southland	Environment	Construction	\$0.5	\$0.4	\$0.2	\$0.2	1.38	1.38	17%	Q1 CY2021	Q1 CY2022
Gore Multisports Complex Facilities Improvements	Gore District Council	Community	Construction	\$1.0	\$1.0	\$1.0	\$1.0	4.00	4.00	27%	Q4 CY2020	Q4 CY2021
Gore Public Library building - major refurbishment	Gore District Council	Community	Pre-Work	\$5.5	\$3.0	\$0.3	\$0.3	-	-	-	Q2 CY2021	Q3 CY2022
Gore Town S/B Upgrade	Environment Southland	Environment	Pre-Work	\$2.0	\$1.5	-	\$0.1	0.05	0.11	1%	Q4 CY2021	Q1 CY2023
Mataura Stopbank Protection	Environment Southland	Environment	Pre-Work	\$1.0	\$0.8	-	-	-	0.32	4%	Q4 CY2021	Q1 CY2023
Mataura Town S/B upgrade	Environment Southland	Environment	Pre-Work	\$2.5	\$1.9	\$0.2	\$0.3	0.14	0.14	2%	Q4 CY2021	Q4 CY2022
Waimumu Stopbank upgrade	Environment Southland	Environment	Pre-Work	\$2.0	\$1.5	-	-	-	0.02	0%	Q4 CY2021	Q2 CY2023
Wyndham Stopbank Upgrade	Environment Southland	Environment	Pre-Work	\$2.5	\$1.9	-	-	0.01	0.03	0%	Q4 CY2021	Q2 CY2023
Invercargill Inner City Redevelopment	Invercargill City Council and Invercargill Central Ltd	Community	Construction	\$164.0	\$10.0	\$10.0	\$35.0	80.00	80.00	15%	Q4 CY2020	Q1 CY2023
Murihiku Marae Redevelopment	Waihōpai Rūnaka Incorporated	Community	Pre-Work	\$12.5	\$9.0	-	-	0.39	0.39	0%	Q4 CY2021	Q1 CY2023
Otepunī Stop Banks Upgrade	Environment Southland	Environment	Pre-Work	\$0.5	\$0.4	-	-	-	-	-	Q4 CY2021	Q2 CY2023
Stead Street Pump Station	Environment Southland	Environment	Pre-Work	\$3.0	\$2.3	\$0.3	\$0.4	0.03	0.16	1%	Q4 CY2021	Q3 CY2022
Stead Street stop bank Upgrade	Invercargill City Council	Environment	Construction	\$14.4	\$10.8	\$1.0	\$1.0	4.00	5.00	19%	Q1 CY2021	Q4 CY2023
Waihopai Stop Banks Upgrade	Environment Southland	Environment	Pre-Work	\$3.5	\$2.6	-	-	-	0.01	0%	Q4 CY2021	Q1 CY2024
<b>Southland Total</b>				<b>\$246.9</b>	<b>\$77.4</b>	<b>\$15.0</b>	<b>\$40.7</b>	<b>99.82</b>	<b>103.78</b>	<b>9%</b>		
<b>National Total</b>						<b>\$228.9</b>	<b>\$579.6</b>	<b>2,445</b>	<b>3,014</b>	<b>24%</b>		

= Construction commenced or completed dates shaded green.

'-' Means information has not yet been provided on this project and will be included in the next report.



# GLOSSARY

## PROJECT DEFINITIONS:

**Shortlisted:** The project/programme was approved in principle by Government (subject to due diligence)

**Approved:** The project/programme was approved by IRG Ministers for funding release post-due diligence.

**Funding Agreement:** A legally binding funding agreement between the Government or relevant Crown Agency and the project owner.

**Procurement:** The total value procurement and supply contracts committed to by the project owner.

## CONSTRUCTION STARTED:

The definition of 'construction started' is as follows:

- Contractor has taken possession of the site and hoardings/site security fences are being erected,
- Site set out,
- Early enabling works, such as locating and moving of utilities,
- Demolition of existing structures,
- Strip out of buildings interiors and/or asbestos removal,
- Trenching for new utilities,
- Creation of temporary access routes to site,
- Earthworks.

## FULL TIME EQUIVALENT (FTE):

- Projected FTE is the estimated number of workers that would be supported by that particular project, established during due diligence.
- Progress to Projected FTE is the equivalent number of full-time employees that were consistently employed over the main construction/redevelopment phase of the project. For example, in the early stages of a construction project the number of FTEs starts low, but the number of employees then rapidly increases when the main on-site construction phase starts, and off-site fabrication of key components commences. This is the appropriate number to compare against the project projected. Over time this figure will grow towards the projected. Key criteria for project selection was to support construction sector employment.

- End of Quarter FTE is the number of people employed on IRG projects at the end of that quarter. Over time this figure will fluctuate.

## SECTOR DEFINITIONS:

**Transport:** Transport project are those related to roading, rail, ferries, cycling and cycleways, shared pathways, footpaths and so on.

**Housing:** Housing projects include the construction and refurbishment of social housing or apartments/units, City Missions, and utilities and land development to enable housing construction.

**Community:** Examples of community projects include the construction and redevelopment of town centres and community facilities, such as marae, schools, swimming pools, sports centres, libraries, events centres and surf lifesaving clubs.

**Services:** This category includes the redevelopment of, and improvements to, Police and Fire stations, post office and Defence Force bases and infrastructure that directly supports business and tourism. Also in this category are projects improving access to broadband.

**Environment:** Environmental projects include flood protection and stormwater management, renewable energy initiatives and projects associated with reducing and mitigating climate change.

## OVERALL PROGRAMME SUMMARY:

The following table is a summary of the overall IRG \$3bn programme:

GOVERNMENT FUNDING	PROJECTS	\$BN
Projects in this report	219	\$2.31
Projects not yet funded	27	\$0.45
Contingency & Opex	-	\$0.23
<b>Total</b>	<b>246</b>	<b>\$3.00</b>