



Proudly Supported by the NZ Government

New Zealand Government

Te Kāwanatanga o Aotearoa



**CROWN
INFRASTRUCTURE**

PARTNERS | HANGA NGĀTAHI

QUARTERLY INFRASTRUCTURE REFERENCE GROUP UPDATE

Q3: to 30 SEPTEMBER 2023



CONTENTS

IRG PROGRAMME OVERVIEW	3	TARANAKI.....	16
Q3 HIGHLIGHTS 2023.....	4	MANAWATŪ-WHANGANUI	17
PROGRESS TO DATE	5	WELLINGTON	18
COMPLETED PROJECTS THIS QUARTER	6	TOP OF THE SOUTH.....	19
REGIONAL SUMMARY.....	8	WEST COAST	20
UPDATE BY REGION		CANTERBURY.....	21
NORTHLAND	10	OTAGO	22
AUCKLAND	11	SOUTHLAND	23
WAIKATO	12	NATIONWIDE.....	24
BAY OF PLENTY	13	FULL PROJECT LIST	25
GISBORNE.....	14	GLOSSARY	35
HAWKE'S BAY	15		



Above: Route 52 Improvements Central Hawkes Bay
Cover: He Toki PM Opening

IRG PROGRAMME OVERVIEW

IN APRIL 2020, IN THE MIDDLE OF NEW ZEALAND'S COVID-19 LOCKDOWN, THE GOVERNMENT TASKED A GROUP OF INDUSTRY LEADERS TO SEEK OUT INFRASTRUCTURE PROJECTS THAT WERE READY TO START AS SOON AS THE CONSTRUCTION INDUSTRY RETURNED TO NORMAL IN ORDER TO REDUCE THE ECONOMIC IMPACT OF THE COVID-19 PANDEMIC.

The Infrastructure Reference Group (IRG) was set up, consisting of highly experienced infrastructure leaders. The IRG steering group assessed and put forward to Ministers projects from the private and public sector which would have an immediate stimulatory effect on the construction industry, its workforce and the economy, and also included a mix of smaller projects that could demonstrate a direct and immediate benefit to the regional economies and communities in which they were based.

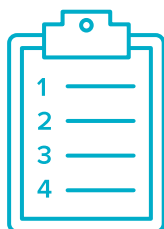
The IRG received submissions on 1,924 projects with a combined value of around \$136 billion over a wide-ranging number of project types. Projects needed to show that they could be underway within 12 months from the date of funding being contracted, with material employment benefits and which provided national or regional public benefit.

The submitted projects were considered against these criteria.

The IRG shovel ready announcement on 1 July 2020 identified 150 programmes/projects that were shortlisted to receive Government stimulus funding.

The IRG application process closed in late 2020, since July 2020 additional projects have been shortlisted. Projects have been announced progressively in principle and subject to due diligence. Once the appropriate due diligence was completed the projects were then formally approved by Ministers for the release of funding.

More information on the work of the Infrastructure Reference Group, the project criteria and the most recent list and status of all IRG projects is available on the Crown Infrastructure Partners website and on pages 25 to 32 of this report.



222
**SHORTLISTED
PROJECTS**



222
**APPROVED
PROJECTS**



222
**GOVERNMENT FUNDING
AGREEMENT**

PROJECTS WITH GOVERNMENT FUNDING AGREEMENTS



GOVERNMENT FUNDING
\$2.78bn



TOTAL PROJECT VALUE
\$4.96bn

Q3 HIGHLIGHTS 2023

PROJECTS



-1*

Approved



-1*

Government funding agreement



-1*

Commenced construction



12

Completed

FUNDING



\$115.6m

Government spend
4.2% of total projected



\$156.6m

Co-funded spend
7.2% of total projected



\$272.3m

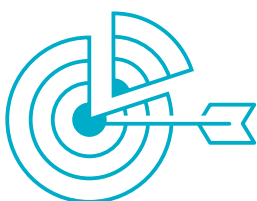
Total spend
5.5% of total projected



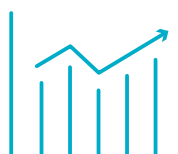
\$180.2m

Procurement committed
3.6% of total value

WORKERS (FULL TIME EQUIVALENT)



**PROGRESS TO
PROJECTED: 331.6**



**GROWTH IN PROGRESS
TO PROJECTED: 2.54%**



**CHANGE OF
ON-SITE FTE END OF
QUARTER: -495.9**

SECTORS TOTAL FUNDED THIS QUARTER



TRANSPORT

\$78.1m



HOUSING

\$47.5m



COMMUNITY

\$75.6m



SERVICES

\$39.8m



ENVIRONMENT

\$31.2m

PROGRESS TO DATE

PROJECTS



222*

Approved



222*

Government funding
agreement



220

Commenced
construction



112

Completed

FUNDING



\$1.84bn

Government spend
66% of projected



\$1.50bn

Co-funded spend
69% of projected



\$3.35bn

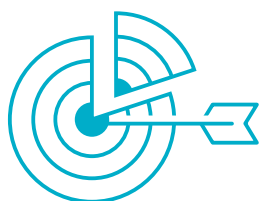
Total spend
67% of projected




\$3.40bn

Procurement committed
69% of total value

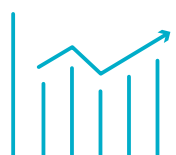
WORKERS (FULL TIME EQUIVALENT)



**PROGRESS TO
PROJECTED: 9,463**



**PROJECTED:
13,073**



**PROGRESS
TO PROJECTED
ACHIEVED: 72.4%**



**ON-SITE FTE END
OF QUARTER: 2,611**

SECTORS TOTAL FUNDED²



TRANSPORT*
36 PROJECTS
\$887.8m



HOUSING
22 PROJECTS
\$369.0m



COMMUNITY
82 PROJECTS
\$1,374.9m



SERVICES
18 PROJECTS
\$334.3m



ENVIRONMENT
64 PROJECTS
\$379.2m

* Eastcape Marine Infrastructure withdrawn

COMPLETED PROJECTS

THIS QUARTER

HE TOKI KAI TE RIKA

TE PŪKENGĀ – NEW ZEALAND INSTITUTE OF SKILLS AND TECHNOLOGY | OTAGO POLYTECHNIC

IRG Funding: \$26.9m | Total Project Spend: \$36.9m

HE TOKI KAI TE RIKA WAS OFFICIALLY OPENED BY PRIME MINISTER CHRIS HIPKINS 13 SEPTEMBER 2023, A NEW MULTIMILLION-DOLLAR TRAINING CENTRE IN DUNEDIN TO DEVELOP THE NEXT GENERATION OF ŌTĀKOU | OTAGO'S TRADESPEOPLE AND ENGINEERS.

He Toki Kai Te Rika, which translates as “a tool for the hand”, will offer an outstanding environment to both work-based and on campus ākonga (learners) at Otago Polytechnic | Te Pūkengā in Forth St.

The complex provides a hub-type location featuring a variety of equipment and shared spaces to enhance the skills and experience of ākonga, allowing for connection with kaiako (lecturers) and industry.

With \$23 billion worth of major infrastructure projects in the pipeline for the region, including the new Dunedin Hospital build; the skills taught at He Toki Kai Te Rika are already in high demand. Te Pūkengā is delighted to be able to offer those on a pathway into these essential careers an inspiring facility reflecting their importance to the province and Aotearoa New Zealand as a whole. The facility will be fully operational for the beginning of Semester 1, 2024; including delivery of degree and certificate programmes in civil, mechanical and electrical engineering; quantity surveying, New Zealand Diploma in Construction; as well as welding night classes and block courses for apprentices.



He Toki Kai Te Rika, Otago Polytechnic



Blessing ceremony, inside He Toki Kai Te Rika

The building itself showcases future-focused design thinking including Living Building Challenge principles, Laminated Veneer Lumber and Cross Laminated Timber.

The name of the building enshrines the find of three adze blades and a pounamu chisel at the polytechnic's Harbour Terrace site when the campus there was developed in the mid-1980s.

Resilience, resourcefulness and innovation have been part of the region's DNA since the earliest times. He Toki Kai Te Rika is the place where we will nurture those who – in carving out their own futures will also carve out the future of Ōtākou | Otago.

The project has employed around 200 tradespeople, construction managers and consultants since work began in January 2021.

Teaching at He Toki Kai Te Rika will be introduced in stages from Term 4 onwards to allow for the least amount of disruption to ākonga learning while key equipment is relocated to the new building.

The official opening on Wednesday 13 September follows a whakatuwhera to bless the project in August.

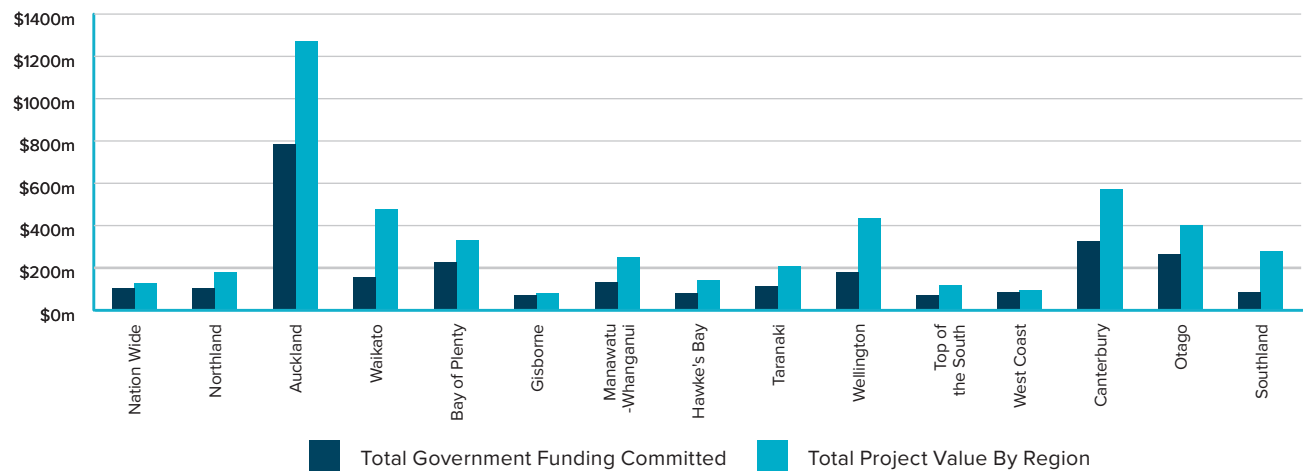
COMPLETED PROJECTS IN QUARTER							
REGION	PROJECT NAME	PROJECT OWNER	PROJECT SPEND \$M*	GOVT SPEND \$M*	FTE ORIGINALLY PROJECTED	FTE ACTUAL	
Northland	Mangawhai Package - Shared Pathway	Kaipara District Council	\$12.0	\$1.7	30	67	
Northland	Northland Inc - Economic Recovery and Action Plan	Northland Inc	\$0.7	\$0.7	4	33	
Northland	Active Modes Urban Shared Paths Programme	Whangarei District Council	\$13.3	\$13.0	87	53	
Waikato	Te Awa Cycleway Hamilton to Cambridge section	Hamilton City Council	\$14.9	\$6.6	53	49	
Waikato	Southern Waikato Integrated Training Centre	South Waikato Investment Fund Trust (SWIFT)	\$13.6	\$9.5	60	38	
Waikato	Lake Waikare plantings & river works	Waikato Regional Council	\$6.0	\$2.6	12	78	
Bay of Plenty	Opotiki CBD improvement	Opotiki District Council	\$14.2	\$11.9	133	74	
Taranaki	Mawhitiwhiti Kanihi Pa Build Project	Te Kupenga O Kanihi Charitable Trust	\$5.3	\$5.3	69	26	
Wellington	Frederick Street Social Housing	Kirva Trust	\$36.2	\$7.3	60	62	
Otago	Otago Polytechnic: Building & Trade	Otago Polytechnic Limited	\$36.9	\$26.9	175	65	
Otago	Clutha Community Hub	Clutha Community Hub Charitable Trust and Clutha District Council	\$21.9	\$9.7	41	36	
Otago	Outram Flood Protection	Otago Regional Council	\$1.2	\$0.9	10	2	
Completed in Quarter			\$176.2m	\$96.0m	734	583	
Completed in Prior Quarters **			\$1,162.1m	\$554.4m	4,380	3161	
Withdrawn Projects			\$24.3m	\$6.8m	108	121	
Total Completed			\$1,362.6m	\$657.2m	5,222	3,864	

* Project complete – awaiting final claim

** The Te Mahurehure Expansion Projects & Kaiapoi Stormwater completed construction in June 2023. However, due to reporting timelines, their status was recorded as construction phase in the June quarter report.

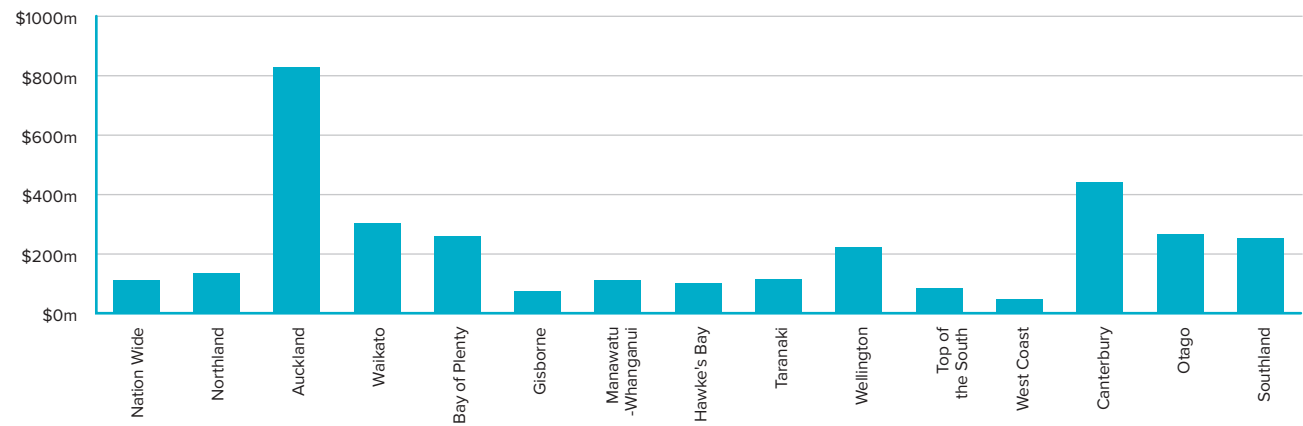
REGIONAL SUMMARY

TOTAL GOVERNMENT FUNDING COMMITTED AND TOTAL PROJECT VALUE

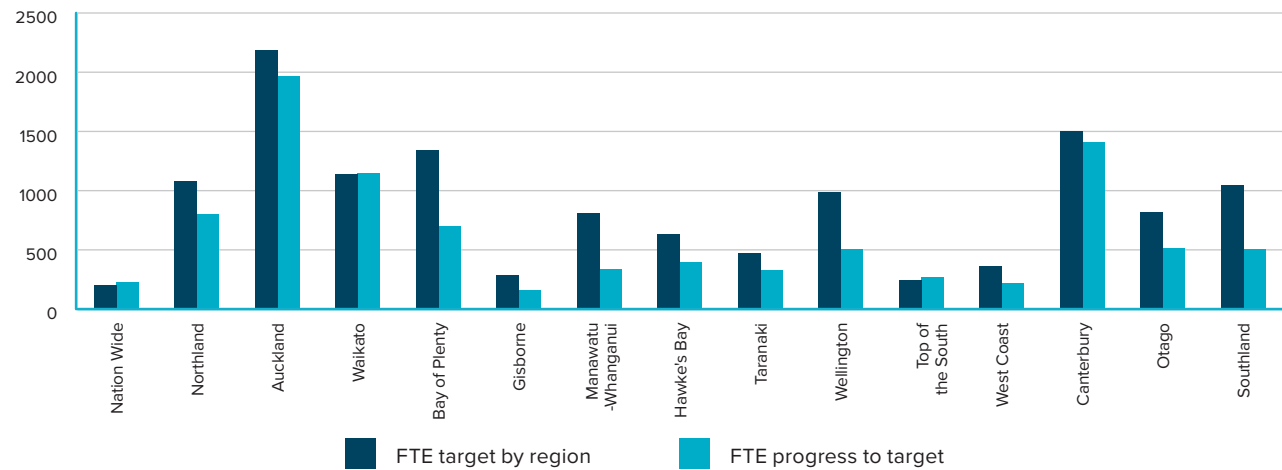


Total projected value is deemed on the same basis therefor is total value of contracted projects

TOTAL SPEND PROJECT TO DATE



FTE TARGET AND PROGRESS TO TARGET



UPDATE BY REGION





NORTHLAND



PROJECTS

31
Approved

31
Government
funding
agreement

31
Commenced
construction

21
Completed



FUNDING

\$83.7m
Government
spend

\$50.4m
Co-funded
spend

\$134.1m
Total
spend

\$121.5m
Procurement
committed



LOCAL WORKERS FTE

Progress
to projected:
801
74% to projected

Growth
this Quarter:
63

Projected:
1,080

FTE on-site
end of quarter:
56

PROJECT HIGHLIGHTS THIS QUARTER



Mid-North Sports Package: Lindvart Park



Ruakaka Recreation Centre



AUCKLAND



PROJECTS

18
Approved

18
Government
funding
agreement

18
Commenced
construction

6
Completed



FUNDING

\$519.1m
Government
spend

\$308.8m
Co-funded
spend

\$827.8m
Total
spend

\$959.7m
Procurement
committed



LOCAL WORKERS FTE


Progress
to projected:
1,966
90% to projected

Growth
this Quarter:
41

Projected:
2,184

FTE on-site
end of quarter:
374

PROJECT HIGHLIGHTS THIS QUARTER



Northwestern Busway



University of Auckland - Social Science Buiding



WAIKATO



PROJECTS

25
Approved

25
Government
funding
agreement

25
Commenced
construction

14
Completed



FUNDING

\$104.4m
Government
spend

\$198.4m
Co-funded
spend

\$302.8m
Total
spend

\$254.9m
Procurement
committed



LOCAL WORKERS FTE

Progress
to projected:
1,144
100% to projected

Growth
this Quarter:
41

Projected:
1,139

FTE on-site
end of quarter:
287

PROJECT HIGHLIGHTS THIS QUARTER



Kōpū Marine Precinct



Taupo Eastern Urban Land



BAY OF PLENTY



PROJECTS

13
Approved

13
Government
funding
agreement

13
Commenced
construction

6
Completed



FUNDING

\$166.7m
Government
spend

\$92.8m
Co-funded
spend

\$259.5m
Total
spend

\$251.2m
Procurement
committed



LOCAL WORKERS FTE

Progress
to projected:
696
52% to projected

Growth
this Quarter:
26

Projected:
1,339

FTE on-site
end of quarter:
300

PROJECT HIGHLIGHTS THIS QUARTER



Cameron Road



SH30 Rotorua



PROJECTS

4*
Approved

4
Government
funding
agreement

4
Commenced
construction

-
Completed



FUNDING

\$62.5m
Government
spend

\$10.7m
Co-funded
spend

\$73.2m
Total
spend

\$63.3m
Procurement
committed



LOCAL WORKERS FTE

Progress
to projected:
157
56% to projected

Growth
this Quarter:
1

Projected:
282

FTE on-site
end of quarter:
49

PROJECT HIGHLIGHTS THIS QUARTER



Kiwi Pools, Gisborne



Midway SLSC Surf Rescue Community Hub



PROJECTS

10
Approved

10
Government
funding
agreement

10
Commenced
construction

7
Completed



FUNDING

\$62.7m
Government
spend

\$37.4m
Co-funded
spend

\$100.1m
Total
spend

\$84.2m
Procurement
committed



LOCAL
WORKERS
FTE

Progress
to projected:
392
63% to projected

Growth
this Quarter:
-

Projected:
627

FTE on-site
end of quarter:
17

PROJECT HIGHLIGHTS THIS QUARTER



Flaxmere and Iona Urban Developments



Heretaunga Plains Flood Control Protection Scheme



TARANAKI



PROJECTS

9
Approved

9
Government
funding
agreement

9
Commenced
construction

3
Completed



FUNDING

\$57.7m
Government
spend

\$56.7m
Co-funded
spend

\$114.5m
Total
spend

\$162.7m
Procurement
committed



LOCAL WORKERS FTE

Progress
to projected:
328
70% to projected

Growth
this Quarter:
-

Projected:
469

FTE on-site
end of quarter:
76

PROJECT HIGHLIGHTS THIS QUARTER



Thermal Drying Facility



Yarrow Stadium



MANAWATŪ-WHANGANUI



PROJECTS

13
Approved

13
Government
funding
agreement

11
Commenced
construction

3
Completed



FUNDING

\$55.9m
Government
spend

\$55.1m
Co-funded
spend

\$111.0m
Total
spend

\$97.3m
Procurement
committed



LOCAL WORKERS FTE

Progress
to projected:
337
42% to projected

Growth
this Quarter:
10

Projected:
804

FTE on-site
end of quarter:
136

PROJECT HIGHLIGHTS THIS QUARTER



Route 52 Improvements (Central Hawkes Bay to Weber)



Tara-Ika Growth Area



WELLINGTON



PROJECTS

13
Approved

13
Government
funding
agreement

13
Commenced
construction

6
Completed



FUNDING

\$88.8m
Government
spend

\$133.9m
Co-funded
spend

\$222.7m
Total
spend

\$240.9m
Procurement
committed



LOCAL WORKERS FTE

Progress
to projected:
500
51% to projected

Growth
this Quarter:
51

Projected:
985

FTE on-site
end of quarter:
241

PROJECT HIGHLIGHTS THIS QUARTER



Eastern Bays Shared Pathway



Maidstone Sports Hub



TOP OF THE SOUTH



PROJECTS

9
Approved

9
Government
funding
agreement

9
Commenced
construction

4
Completed



FUNDING

\$43.6m
Government
spend

\$38.8m
Co-funded
spend

\$82.3m
Total
spend

\$83.1m
Procurement
committed



LOCAL WORKERS FTE

Progress
to projected:
266
110% to projected

Growth
this Quarter:
17

Projected:
243

FTE on-site
end of quarter:
63

PROJECT HIGHLIGHTS THIS QUARTER



The Whale Trail



AIMEX: Nelson Port Slipway



WEST COAST



PROJECTS

15
Approved

15
Government
funding
agreement

15
Commenced
construction

9
Completed



FUNDING

\$45.4m
Government
spend

\$2.4m
Co-funded
spend

\$47.8m
Total
spend

\$50.5m
Procurement
committed



LOCAL WORKERS FTE

Progress
to projected:
218
61% to projected

Growth
this Quarter:
6

Projected:
358

FTE on-site
end of quarter:
-

PROJECT HIGHLIGHTS THIS QUARTER



Hokitika Beach Coastal Protection Project



CANTERBURY



PROJECTS

28
Approved

28
Government
funding
agreement

28
Commenced
construction

14
Completed



FUNDING

\$248.2m
Government
spend

\$192.2m
Co-funded
spend

\$440.4m
Total
spend

\$452.3m
Procurement
committed



LOCAL WORKERS FTE

Progress
to projected:
1,406
93% to projected

Growth
this Quarter:
24

Projected:
1,504

FTE on-site
end of quarter:
683

PROJECT HIGHLIGHTS THIS QUARTER



Medi Hotel - Ranui Apartments



The Kind Foundation (formerly YMCA Christchurch)



OTAGO



PROJECTS

15
Approved

15
Government
funding
agreement

15
Commenced
construction

8
Completed



FUNDING

\$158.6m
Government
spend

\$107.9m
Co-funded
spend

\$266.5m
Total
spend

\$269.9m
Procurement
committed



LOCAL WORKERS FTE

Progress
to projected:
515
63% to projected

Growth
this Quarter:
-

Projected:
813

FTE on-site
end of quarter:
174

PROJECT HIGHLIGHTS THIS QUARTER



Queenstown Arterials Stage 1



Research and Innovation Queenstown



SOUTHLAND



PROJECTS

15
Approved

15
Government
funding
agreement

15
Commenced
construction

9
Completed



FUNDING

\$58.8m
Government
spend

\$191.9m
Co-funded
spend

\$250.7m
Total
spend

\$188.2m
Procurement
committed



LOCAL WORKERS FTE

Progress
to projected:
507
48% to projected

Growth
this Quarter:
9

Projected:
1,047

FTE on-site
end of quarter:
69

PROJECT HIGHLIGHTS THIS QUARTER



Murihiku Marae Redevelopment



SH94 Homer Tunnel



PROJECTS

4	4	4	2
Approved	Government funding agreement	Commenced construction	Completed



FUNDING

\$88.0m	\$23.8m	\$111.8m	\$117.5m
Government spend	Co-funded spend	Total spend	Procurement committed



LOCAL WORKERS FTE

Progress to projected:	Growth this Quarter:	Projected:	FTE on-site end of quarter:
228	41	200	86
114% to projected			

PROJECT HIGHLIGHTS THIS QUARTER



Digital Package

GLOSSARY

PROJECT DEFINITIONS:

Shortlisted: The project/programme was approved in principle by Government (subject to due diligence)

Approved: The project/programme was approved by IRG Ministers for funding release post-due diligence.

Funding Agreement: A legally binding funding agreement between the Government or relevant Crown Agency and the project owner.

Procurement: The total value procurement and supply contracts committed to by the project owner.

CONSTRUCTION STARTED:

The definition of 'construction started' is as follows:

- Contractor has taken possession of the site and hoardings/site security fences are being erected,
- Site set out,
- Early enabling works, such as locating and moving of utilities,
- Demolition of existing structures,
- Strip out of buildings interiors and/or asbestos removal,
- Trenching for new utilities,
- Creation of temporary access routes to site,
- Earthworks.

FULL TIME EQUIVALENT (FTE):

- Projected FTE is the estimated number of workers that would be supported by that particular project, established during due diligence.
- Progress to Projected FTE is the equivalent number of full-time employees that were consistently employed over the main construction/redevelopment phase of the project. For example, in the early stages of a construction project the number of FTEs starts low, but the number of employees then rapidly increases when the main on-site construction phase starts, and off-site fabrication of key components commences. This is the appropriate number to compare against the project projected. Over time this figure will grow towards the projected. Key criteria for project selection was to support construction sector employment.
- End of Quarter FTE/Workers on site is the number of people employed on IRG projects at the end of that quarter. Over time this figure will fluctuate.

SECTOR DEFINITIONS:

Transport: Transport project are those related to roading, rail, ferries, cycling and cycleways, shared pathways, footpaths and so on.

Housing: Housing projects include the construction and refurbishment of social housing or apartments/units, City Missions, and utilities and land development to enable housing construction.

Community: Examples of community projects include the construction and redevelopment of town centres and community facilities, such as marae, schools, swimming pools, sports centres, libraries, events centres and surf lifesaving clubs.

Services: This category includes the redevelopment of, and improvements to, Police and Fire stations, post office and Defence Force bases and infrastructure that directly supports business and tourism. Also in this category are projects improving access to broadband.

Environment: Environmental projects include flood protection and stormwater management, renewable energy initiatives and projects associated with reducing and mitigating climate change.

OVERALL PROGRAMME SUMMARY:

The following table is a summary of the overall IRG \$2.84bn programme:

GOVERNMENT FUNDING	PROJECTS	\$BN
Projects in this report	222	\$2.78
Projects not yet funded	0	\$0.00
Contingency & Opex	0	\$0.06
Total	222	\$2.84

EXPLANATORY NOTES:

Workers (FTE) reported at End of Quarter can be positive or negative as total numbers on site can fluctuate between quarters as projects start and complete.