



*Building Together • Hanga Ngātahi*



Proudly Supported by the NZ Government

**New Zealand Government**

Te Kāwanatanga o Aotearoa

# QUARTERLY INFRASTRUCTURE REFERENCE GROUP UPDATE

**Q2: to 30 JUNE 2022**




*Photo Credit: Aaron McCallum*



# CONTENTS

IRG PROGRAMME OVERVIEW .....	3	TARANAKI .....	16
Q2 HIGHLIGHTS 2022 .....	4	MANAWATŪ-WHANGANUI .....	17
PROGRESS TO DATE .....	5	WELLINGTON .....	18
COMPLETED PROJECTS THIS QUARTER .....	6	TOP OF THE SOUTH .....	19
REGIONAL SUMMARY .....	8	WEST COAST .....	20
<b>UPDATE BY REGION</b>		CANTERBURY .....	21
NORTHLAND .....	10	OTAGO .....	22
AUCKLAND .....	11	SOUTHLAND .....	23
WAIKATO .....	12	NATIONWIDE .....	24
BAY OF PLENTY .....	13	FULL PROJECT LIST .....	25
GISBORNE .....	14	GLOSSARY .....	33
HAWKE'S BAY .....	15		



Above: Queenstown Arterials  
Cover: Mawhitiwhiti Marae

# IRG PROGRAMME OVERVIEW

**IN APRIL 2020, IN THE MIDDLE OF NEW ZEALAND'S COVID-19 LOCKDOWN, THE GOVERNMENT TASKED A GROUP OF INDUSTRY LEADERS TO SEEK OUT INFRASTRUCTURE PROJECTS THAT WERE READY TO START AS SOON AS THE CONSTRUCTION INDUSTRY RETURNED TO NORMAL IN ORDER TO REDUCE THE ECONOMIC IMPACT OF THE COVID-19 PANDEMIC.**

The **Infrastructure Reference Group (IRG)** was set up, consisting of highly experienced infrastructure leaders. The IRG steering group assessed and put forward to Ministers projects from the private and public sector which would have an immediate stimulatory effect on the construction industry, its workforce and the economy, and also included a mix of smaller projects that could demonstrate a direct and immediate benefit to the regional economies and communities in which they were based.

The IRG received submissions on 1,924 projects with a combined value of around \$136 billion over a wide-ranging number of project types. Projects needed to show that they could be underway within 12 months from the date of funding being contracted, with material employment benefits and which provided national or regional public benefit. The submitted projects were considered against these criteria.

The IRG shovel ready announcement on 1 July 2020 identified 150 programmes/projects that were shortlisted to receive Government stimulus funding.

The IRG application process closed in late 2020, since July 2020 additional projects have been shortlisted. Projects have been announced progressively in principle and subject to due diligence. Once the appropriate due diligence was completed the projects were then formally approved by Ministers for the release of funding. Initially some approved programmes were split into smaller projects. Since the previous quarterly report, these have been rolled back up into their original programmes/projects for reporting purposes.

More information on the work of the Infrastructure Reference Group, the project criteria and the most recent list and status of all IRG projects is available on the Crown Infrastructure Partners website and on pages 25 to 32 of this report.



**230**  
**SHORTLISTED  
PROJECTS**



**229**  
**APPROVED  
PROJECTS**



**227**  
**GOVERNMENT  
FUNDING AGREEMENT**

## PROJECTS WITH GOVERNMENT FUNDING AGREEMENTS



**GOVERNMENT FUNDING**  
**\$2.65bn**



**TOTAL PROJECT VALUE**  
**\$4.61bn**



# Q2 HIGHLIGHTS 2022

## PROJECTS



**-3\***

Approved



**-2\***

Government funding agreement



**8**

Commenced construction



**10**

Completed

## FUNDING



**\$194.8m**

Government spend  
7.8% of projected



**\$108.1m**

Co-funded spend  
6.4% of projected



**\$302.9m**

Total spend  
7.2% of projected



**\$251m**

Procurement committed  
6.0% of total value

## WORKERS (Full Time Equivalent)



PROGRESS TO  
PROJECTED: **736.2**



GROWTH IN PROGRESS  
TO PROJECTED: **42%**



CHANGE OF ON-SITE FTE  
END OF QUARTER: **605.7**

## SECTORS TOTAL FUNDED THIS QUARTER



TRANSPORT  
**\$74.1m**



HOUSING  
**\$22.1m**



COMMUNITY  
**\$129.6m**



SERVICES  
**\$27.1m**



ENVIRONMENT  
**\$50.1m**

\* Kānoa have formally amalgamated four climate resilience projects into two larger projects thereby reducing the overall number of IRG projects shortlisted/approved and related reporting by two. Pahia Waterfront Development has been withdrawn from the programme.

# PROGRESS TO DATE

## PROJECTS



**229**

Approved



**227**

Government funding  
agreement



**218**

Commenced  
construction



**58**

Completed

## FUNDING



**\$1.08b**

Government spend  
40.9% of projected



**\$886.2m**

Co-funded spend  
45.2% of projected



**\$1.97b**

Total spend  
42.7% of projected



**\$2.61b**

Procurement committed  
56.7% of total value

## WORKERS (Full Time Equivalent)



**PROGRESS TO  
PROJECTED: 7,521**



**PROJECTED:  
13,117**



**PROGRESS TO PROJECTED  
ACHIEVED: 57.3%**



**ON-SITE FTE END  
OF QUARTER: 3,517**

## SECTORS TOTAL FUNDED



**TRANSPORT  
39 PROJECTS  
\$523.2m**



**HOUSING  
20 PROJECTS  
\$175.3m**



**COMMUNITY  
83 PROJECTS  
\$861.7m**



**SERVICES  
19 PROJECTS  
\$188.9m**



**ENVIRONMENT  
66 PROJECTS  
\$220.0m**

# COMPLETED PROJECTS THIS QUARTER

## Rough River Bridge West Coast

**IRG Budget: \$5m | Total Project Spend: \$3.5m**

### **Longer, stronger bridges supporting safer and more resilient communities**

Replacing Rough River Bridge, one of the oldest concrete bridges on the West Coast, with a new two-lane bridge was part of a \$13.4 million much-needed triple bridge infrastructure upgrade investment that has delivered significant safety, economic and resilience benefits to the region.

The bridge upgrades were funded by the Government's COVID-19 Infrastructure Recovery Fund and managed by Kanoa - Regional Economic Development & Investment Unit (Ministry of Business, Innovation and Employment).

Grey District Council, in collaboration with Buller

District Council, local farmers, families and businesses celebrated the opening of the new Rough River Bridge (also known as Otututu River) in July 2022, and also marked a major upgrade to Moonlight Creek Bridge.

Moonlight Creek's improvements mean the bridge is now safer for everyone to use including milk tankers from Westland Dairy Company and logging trucks from the local Ngāi Tahu forestry blocks in the Grey Valley.

Grey District Mayor Tania Gibson says the new bridges are a great asset to the district and will ensure these vital links are secure into the future. "Two-lane bridges improve traffic flow and are much safer, it's going to be much better for the community," she says.



The opening of the new, upgraded double-laned Rough River bridge.



These bridges are essential connections from Ikamatua to Blackbull, via Atarau Road. This stretch of road is the only accessible pass for residents based in the small town of Atarau. Upgrading the bridges means the community now has a safer road from Reefton all the way to Greymouth through Atarau Road.

The bridge openings brought out a few locals who grew up in the area and had historical family links and stories to tell going back to the building of the original bridges.

Mayor Gibson shared her ribbon-cutting duties with them.

William Stewart Bridge, an important lifeline and connector for the Taramakau settlement and local dairy farms, was the third essential link to get an upgrade with the Government funding.

Its improvements were completed in February 2022 and have alleviated traffic and road safety concerns, delivered a safe touring route for tourists to the West Coast and a reliable alternative route for locals to use in emergencies.

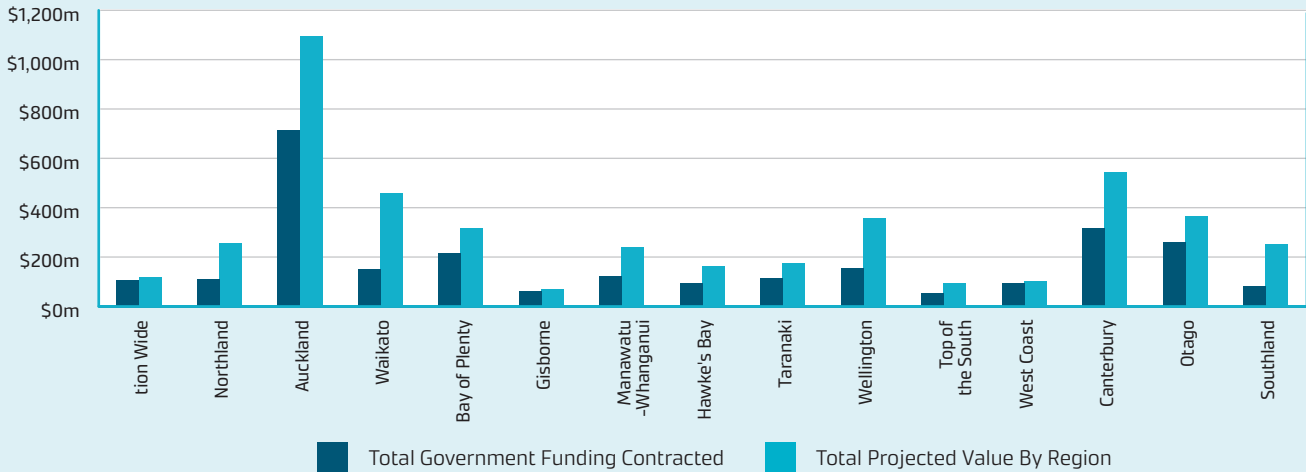


From left to right: local families, including the Mirfin and Kennedy family, accompany Grey District Mayor Tania Gibson, and Buller District Mayor Jamie Cleine at the ribbon cutting ceremony of Rough River (Otututu River) bridge.

COMPLETED PROJECTS IN QUARTER					
REGION	PROJECT NAME	PROJECT OWNER	PROJECT SPEND \$M	GOVT SPEND \$M	FTE
Northland	Mangonui Waterfront Facilities	Far North District Council	\$3.4m	\$1.7m	21.53
Northland	Sealing Kaipara roads	Kaipara District Council	\$8.1m	\$4.9m	56.40
Northland	Papakawau Estuary Resilience/Kerikeri Gateway SH10	Waka Kotahi NZ Transport Agency	\$5.4m	\$5.0m	25.00
Waikato	Mill Road Pump Station	Waikato Regional Council	\$2.2m	\$1.5m	12.88
Wellington	Masterton Skatepark Revamp	Masterton District Council	\$1.3m	\$1.3m	11.94
West Coast	Moonlight Creek Bridge Replacement	Grey District Council	\$2.1m	\$2.1m	11.53
West Coast	Rough River Bridge Replacement	Grey District Council	\$3.5m	\$3.5m	13.39
West Coast	Cron Street Extension	Westland District Council and Franz Josef Developments Ltd	\$4.6m	\$4.6m	39.00
West Coast	Solid waste: Fox Glacier and Butlers	Westland District Council	\$3.3m	\$3.3m	31.00
Southland	Boundary Creek Stop Bank Upgrade	Environment Southland	\$1.1m	\$0.8m	1.79
Completed in Quarter		10	\$34.9m	\$28.8m	224
Completed in prior Quarters		48	\$429.1m	\$174.3m	1,250
Total Completed		58	\$464.0m	\$203.1m	1,474

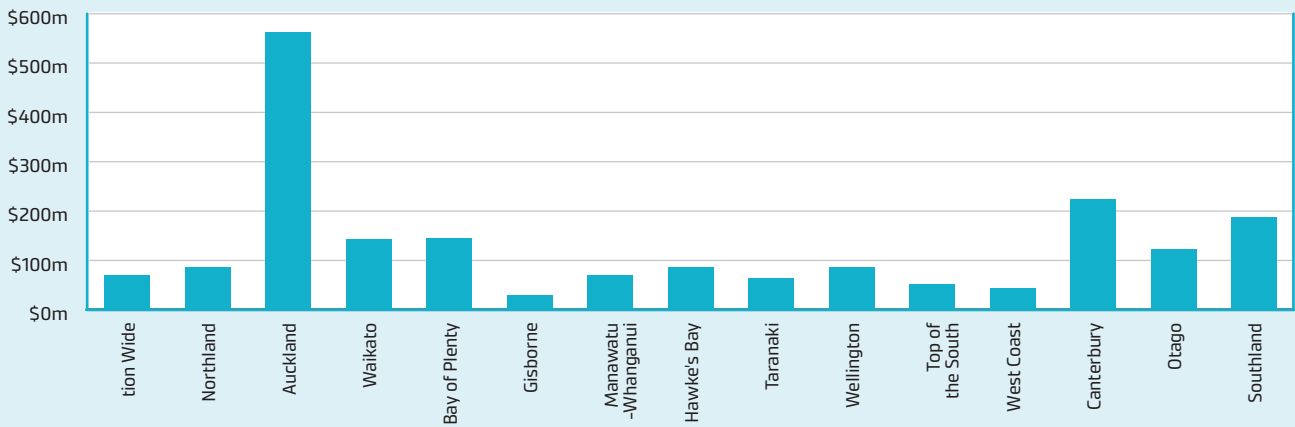
# REGIONAL SUMMARY

## TOTAL GOVERNMENT FUNDING CONTRACTED AND TOTAL PROJECTED VALUE

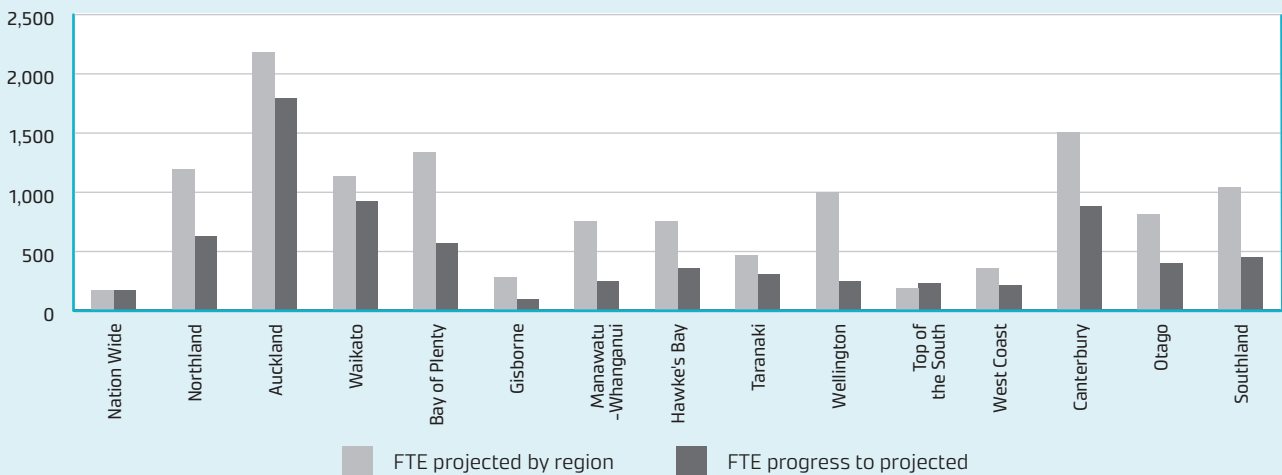


Total projected value is deemed on the same basis therefor is total value of contracted projects

## TOTAL SPEND PROJECT TO DATE



## FTE PROJECTED AND PROGRESS TO PROJECTED





# UPDATE BY REGION



Frederick Street Social Housing - Wellington





# NORTHLAND



## PROJECTS

**31<sup>1</sup>**  
Approved

**31**  
Government  
funding  
agreement

**29**  
Commenced  
construction

**10**  
Completed



## FUNDING

**\$55.3m**  
Government  
spend

**\$30.7m**  
Co-funded  
spend

**\$86.0m**  
Total  
spend

**\$81.2m**  
Procurement  
committed



## LOCAL WORKERS FTE

Progress  
to projected:  
**614**  
56% to projected

Growth  
this Quarter:  
**52**

Projected:  
**1,080**

FTE on-site  
end of quarter:  
**153**

## PROJECT HIGHLIGHTS THIS QUARTER



Northland Rugby Club



Unahi jetty, Awanui

1 Paihia Waterfront Development had been withdrawn from the programme.



# AUCKLAND



## PROJECTS

**18**  
Approved

**18**  
Government  
funding  
agreement

**18**  
Commenced  
construction

**3**  
Completed



## FUNDING

**\$290.6m**  
Government  
spend

**\$272.3m**  
Co-funded  
spend

**\$563.0m**  
Total  
spend

**\$782.1m**  
Procurement  
committed



## LOCAL WORKERS FTE

Progress  
to projected:  
**1,795**  
82% to projected

Growth  
this Quarter:  
**127**

Projected:  
**2,184**

FTE on-site  
end of quarter:  
**774**

## PROJECT HIGHLIGHTS THIS QUARTER



Auckland University - refurbishment of  
Social Sciences building



Auckland Film Studio





# WAIKATO



## PROJECTS

**25**  
Approved

**25**  
Government  
funding  
agreement

**23**  
Commenced  
construction

**5**  
Completed



## FUNDING

**\$56.2m**  
Government  
spend

**\$85.8m**  
Co-funded  
spend

**\$141.9m**  
Total  
spend

**\$178.4m**  
Procurement  
committed



## LOCAL WORKERS FTE

Progress  
to projected:  
**926**  
81% to projected

Growth  
this Quarter:  
**151**

Projected:  
**1,139**

FTE on-site  
end of quarter:  
**459**

## PROJECT HIGHLIGHTS THIS QUARTER



Tairua Surf Club



Taupo Eastern Urban Lands Pedestrian Underpass



# BAY OF PLENTY



## PROJECTS

**13**  
Approved

**13**  
Government  
funding  
agreement

**13**  
Commenced  
construction

**3**  
Completed



## FUNDING

**\$98.3m**  
Government  
spend

**\$46.7m**  
Co-funded  
spend

**\$144.9m**  
Total  
spend

**\$209.1m**  
Procurement  
committed



## LOCAL WORKERS FTE

Progress  
to projected:  
**571**  
43% to projected

Growth  
this Quarter:  
**58**

Projected:  
**1,339**

FTE on-site  
end of quarter:  
**248**

## PROJECT HIGHLIGHTS THIS QUARTER



Eastern Region – Surf Lifesaving Rescue Centre



Rotorua SH30 Upgrade, Night works Safety barriers





# GISBORNE



## PROJECTS

**5**  
Approved

**5**  
Government  
funding  
agreement

**4**  
Commenced  
construction

**0**  
Completed



## FUNDING

**\$24.9m**  
Government  
spend

**\$5.2m**  
Co-funded  
spend

**\$30.1m**  
Total  
spend

**\$34.7m**  
Procurement  
committed



## LOCAL WORKERS FTE

Progress  
to projected:  
**98**  
35% to projected

Growth  
this Quarter:  
**8**

Projected:  
**282**

FTE on-site  
end of quarter:  
**59**

## PROJECT HIGHLIGHTS THIS QUARTER



Midway Surf Lifesaving Club Community Hub





## PROJECTS

**11**  
Approved

**11**  
Government  
funding  
agreement

**11**  
Commenced  
construction

**3**  
Completed



## FUNDING

**\$54.5m**  
Government  
spend

**\$31.4m**  
Co-funded  
spend

**\$85.9m**  
Total  
spend

**\$84.5m**  
Procurement  
committed



## LOCAL WORKERS FTE

Progress  
to projected:  
**362**  
48% to projected

Growth  
this Quarter:  
**28**

Projected:  
**756**

FTE on-site  
end of quarter:  
**161**

## PROJECT HIGHLIGHTS THIS QUARTER



Hawkes Bay Regional Aquatic Centre



Napier City Arena Expansion Project



# TARANAKI



## PROJECTS

**9**  
Approved

**9**  
Government  
funding  
agreement

**9**  
Commenced  
construction

**1**  
Completed



## FUNDING

**\$35.5m**  
Government  
spend

**\$27.6m**  
Co-funded  
spend

**\$63.1m**  
Total  
spend

**\$73.5m**  
Procurement  
committed



## LOCAL WORKERS FTE

Progress  
to projected:  
**311**  
66% to projected

Growth  
this Quarter:  
**24**

Projected:  
**469**

FTE on-site  
end of quarter:  
**152**

## PROJECT HIGHLIGHTS THIS QUARTER



Nukumarū Station Road – Southern Road Progress



Mawhitiwhiti Kanihi Pa





# MANAWATŪ-WHANGANUI



## PROJECTS

**13**  
Approved

**12**  
Government  
funding  
agreement

**10**  
Commenced  
construction

**2**  
Completed



## FUNDING

**\$36.8m**  
Government  
spend

**\$33.0m**  
Co-funded  
spend

**\$69.8m**  
Total  
spend

**\$86.3m**  
Procurement  
committed



## LOCAL WORKERS FTE

Progress  
to projected:  
**245**  
32% to projected

Growth  
this Quarter:  
**8**

Projected:  
**754**

FTE on-site  
end of quarter:  
**99**

## PROJECT HIGHLIGHTS THIS QUARTER



Ruapehu Ohakune Social housing





# WELLINGTON



## PROJECTS

**14<sup>1</sup>**  
Approved

**14**  
Government  
funding  
agreement

**14**  
Commenced  
construction

**1**  
Completed



## FUNDING

**\$51.1m**  
Government  
spend

**\$35.3m**  
Co-funded  
spend

**\$86.4m**  
Total  
spend

**\$189.4m**  
Procurement  
committed



## LOCAL WORKERS FTE

Progress  
to projected:  
**250**  
25% to projected

Growth  
this Quarter:  
**7**

Projected:  
**1,004**

FTE on-site  
end of quarter:  
**165**

## PROJECT HIGHLIGHTS THIS QUARTER



NZ Campus of Innovaton and Sport



Frederick Street Social Housing

<sup>1</sup> Kānoa have formally amalgamated two climate resilience projects into one larger project thereby reducing the overall number of IRG projects shortlisted/approved and related reporting by two.



## PROJECTS

**9<sup>1</sup>**  
Approved

**8**  
Government  
funding  
agreement

**8**  
Commenced  
construction

**2**  
Completed



## FUNDING

**\$29.0m**  
Government  
spend

**\$22.7m**  
Co-funded  
spend

**\$51.7m**  
Total  
spend

**\$50.2m**  
Procurement  
committed



## LOCAL WORKERS FTE

Progress  
to projected:  
**229**  
122% to projected

Growth  
this Quarter:  
**62**

Projected:  
**188**

FTE on-site  
end of quarter:  
**117**

## PROJECT HIGHLIGHTS THIS QUARTER



Blenheim Library



SH 60 Motueka

<sup>1</sup> Apollo Aviation project was previously reported under Top of The South however has since been redefined as a Nation Wide project.





# WEST COAST



## PROJECTS

**15**  
Approved

**15**  
Government  
funding  
agreement

**15**  
Commenced  
construction

**9**  
Completed



## FUNDING

**\$42.1m**  
Government  
spend

**\$0.8m**  
Co-funded  
spend

**\$42.9m**  
Total  
spend

**\$36.0m**  
Procurement  
committed



## LOCAL WORKERS FTE

Progress  
to projected:  
**212**  
59% to projected

Growth  
this Quarter:  
**0**

Projected:  
**358**

FTE on-site  
end of quarter:  
**33**

## PROJECT HIGHLIGHTS THIS QUARTER



Fox River Reinstatement – Rock Armour being undertaken to protect the exposed landfill site



Butlers Landfill, West Coast – Lining new cell





## PROJECTS

**28<sup>1</sup>**  
Approved

**28**  
Government  
funding  
agreement

**28**  
Commenced  
construction

**12**  
Completed



## FUNDING

**\$119.1m**  
Government  
spend

**\$104.9m**  
Co-funded  
spend

**\$224.0m**  
Total  
spend

**\$367.1m**  
Procurement  
committed



## LOCAL WORKERS FTE

Progress  
to projected:  
**880**  
58% to projected

Growth  
this Quarter:  
**126**

Projected:  
**1,504**

FTE on-site  
end of quarter:  
**510**

## PROJECT HIGHLIGHTS THIS QUARTER



YMCA Christchurch



Christchurch Mechanical Depot, Waltham, KiwiRail

<sup>1</sup> Kānoa have formally amalgamated two climate resilience projects into one larger project thereby reducing the overall number of IRG projects shortlisted/approved and related reporting by two.



# OTAGO



## PROJECTS

**15**  
Approved

**15**  
Government  
funding  
agreement

**14**  
Commenced  
construction

**3**  
Completed



## FUNDING

**\$77.3m**  
Government  
spend

**\$44.8m**  
Co-funded  
spend

**\$122.2m**  
Total  
spend

**\$160.3m**  
Procurement  
committed



## LOCAL WORKERS FTE

Progress  
to projected:  
**398**  
49% to projected

Growth  
this Quarter:  
**9**

Projected:  
**813**

FTE on-site  
end of quarter:  
**201**

## PROJECT HIGHLIGHTS THIS QUARTER



Otago Polytechnic



Queenstown Town Centre upgrade — Upper Brecon footpath and kerb preparation





# SOUTHLAND



## PROJECTS

**19**  
Approved

**19**  
Government  
funding  
agreement

**18**  
Commenced  
construction

**4**  
Completed



## FUNDING

**\$42.9m**  
Government  
spend

**\$143.8m**  
Co-funded  
spend

**\$186.7m**  
Total  
spend

**\$169.4m**  
Procurement  
committed



## LOCAL WORKERS FTE

Progress  
to projected:  
**450**  
43% to projected

Growth  
this Quarter:  
**13**

Projected:  
**1,047**

FTE on-site  
end of quarter:  
**274**

## PROJECT HIGHLIGHTS THIS QUARTER



Homer Tunnel — Three laning work 3



# NATIONWIDE



## PROJECTS

4

Approved

4

Government  
funding  
agreement

4

Commenced  
construction

0

Completed



## FUNDING

**\$69.3m**

Government  
spend

**\$1.3m**

Co-funded  
spend

**\$70.6m**

Total  
spend

**\$108.4m**

Procurement  
committed



## LOCAL WORKERS FTE

Progress  
to projected:

**181**

97% to projected

Growth  
this Quarter:

**64**

Projected:

**200**

FTE on-site  
end of quarter:

**110**

## PROJECT HIGHLIGHTS THIS QUARTER



Kaikoura Fire Station



Makarora Fire Station



# GOVERNMENT FUNDING CONTRACTED: JUNE 2022

PROJECT METRICS						PROJECT TO DATE						
PROJECT NAME	PROJECT OWNER	SECTOR	STATUS	PROJECT VALUE (\$)	GOVT FUNDING (\$)	GOVT SPEND (\$)	TOTAL SPEND (\$)	FTE ON-SITE QTR END	FTE TO PROJECTED	FTE % OF PROJECTED	CONSTRUCTION COMMENCEMENT	PROJECT COMPLETION
<b>NATION WIDE</b>												
Digital package – Rural Connectivity	Crown Infrastructure Partners	Services	Construction	56,492,556	46,266,000	10,567,000	10,567,000	86.68	99.21	99.2%	Q4 CY2021	Q4 CY2023
Digital package – Marae Connectivity	Crown Infrastructure Partners	Services	Construction	7,000,000	7,000,000	6,109,000	6,109,000	0.90	1.71	85.7%	Q4 CY2020	Q4 CY2022
Fire Stations (FENZ)	Fire and Emergency New Zealand	Services	Construction	56,100,000	51,300,000	52,619,000	53,938,000	12.76	69.70	95.5%	Q3 CY2020	Q1 CY2023
Apollo Aviation (IRG)	Merlin Lab NZ Ltd	Transport	Construction	8,000,000	1,000,000	-	-	10.00	10.00	40.0%	Q4 CY2021	Q1 CY2025
<b>Nation Wide Total</b>	<b>4</b>			<b>127,592,556</b>	<b>105,566,000</b>	<b>69,295,000</b>	<b>70,614,000</b>	<b>110.34</b>	<b>180.62</b>	<b>90.3%</b>		
<b>NORTHLAND</b>												
Animal Shelters	Far North District Council	Community	Construction	2,900,000	1,000,000	400,000	1,711,000	-	43.03	78.2%	Q1 CY2021	Q2 CY2023
Awanui River Flood Protection Scheme	Northland Regional Council	Environment	Construction	17,336,036	11,400,000	7,716,000	8,690,000	9.57	53.35	177.8%	Q1 CY2020	Q2 CY2023
FNDC jetties – Pukenui, Unahi, Rangitane	Far North Holdings Ltd	Transport	Construction	7,700,000	4,500,000	3,376,000	5,588,000	0.19	16.78	26.6%	Q2 CY2021	Q1 CY2023
Mangonui Waterfront Facilities	Far North District Council	Environment	Complete	3,390,000	1,750,000	1,740,000	3,368,000	-	21.53	86.1%	Q3 CY2021	Q2 CY2022
Mid-North Sports Package: Kerikeri	Far North District Council	Community	Construction	3,000,000	3,000,000	2,850,000	2,905,000	3.07	11.34	75.6%	Q1 CY2021	Q3 CY2022
Mid-North Sports Package: Lindvart Park	Kaikohē & Districts Sportsville Incorporated	Community	Construction	10,870,000	6,250,000	1,125,000	1,125,000	3.09	3.09	6.1%	Q2 CY2022	Q1 CY2024
Mid-North Sports Package: Te Haa	Our Kerikeri Community Charitable Trust	Community	Construction	550,000	550,000	508,000	508,000	2.76	4.50	64.3%	Q3 CY2021	Q3 CY2022
Mid-North Sports Package: Waipapa	Far North District Council	Community	Construction	10,600,000	2,000,000	1,000,000	1,977,000	1.15	8.00	24.2%	Q3 CY2021	Q3 CY2022
Northland Rugby	Northland Rugby Union	Community	Complete	7,100,000	1,500,000	1,500,000	7,100,000	-	58.00	54.2%	Q4 CY2020	Q3 CY2021
Panguru Flood Mitigation	Northland Regional Council	Environment	Complete	2,150,000	1,125,000	366,000	741,000	-	14.74	136.5%	Q1 CY2020	Q1 CY2022
Te Hiku o te Ika Revitalisation	Far North District Council	Community	Construction	7,000,000	7,000,000	4,000,000	4,000,000	21.71	25.48	31.8%	Q4 CY2020	Q4 CY2022
Ancient Kauri Trail – Kaihu Valley	Kaipara District Council	Community	Construction	4,000,000	4,000,000	400,000	400,000	19.75	19.75	89.8%	Q4 CY2021	Q4 CY2022
Kaipara Stopbank Enhancement	Kaipara District Council	Environment	Pre-work	74,800,000	6,000,000	228,000	228,000	3.77	3.77	9.7%	Q3 CY2022	Q2 CY2024
Baylys Beach – Lifesaving Facility	Baylys Beach Community Trust	Community	Complete	1,743,500	100,000	100,000	1,900,000	-	11.00	129.4%	Q4 CY2020	Q4 CY2020
Dargaville Racecourse	Dargaville Racing Club Incorporated	Community	Construction	900,000	900,000	900,000	900,000	0.07	8.00	66.7%	Q4 CY2020	Q3 CY2022
Kaiwaka footbridges	Kaipara District Council	Transport	Complete	750,000	750,000	430,000	430,000	-	11.05	73.7%	Q4 CY2021	Q1 CY2022
Kauri Museum	Otamatea Kauri and Pioneer Museum Board	Community	Construction	3,000,000	3,000,000	1,500,000	1,500,000	3.56	6.60	26.9%	Q1 CY2021	Q3 CY2022
Mangawhai Package – Shared Pathway	Kaipara District Council	Community	Construction	7,925,000	2,400,000	1,200,000	6,119,000	20.01	67.29	224.3%	Q2 CY2021	Q3 CY2023
Maungaturoto Dementia Care Facility	Maungaturoto Community Charitable Trust Inc	Community	Complete	3,600,000	1,750,000	1,750,000	3,771,000	-	22.00	200.0%	Q4 CY2020	Q2 CY2021
Paparoa Housing	Paparoa Community Charitable Trust	Housing	Construction	4,500,000	750,000	375,000	2,019,000	-	0.79	1.0%	Q4 CY2020	Q3 CY2023
Sealing Kaipara roads	Kaipara District Council	Transport	Complete	8,060,000	4,910,000	4,910,000	8,060,000	-	56.40	99.0%	Q4 CY2020	Q2 CY2022
Digital package NPF Fibre	Northpower Fibre Limited	Services	Complete	1,400,000	734,000	734,000	1,351,000	0.09	11.48	328.0%	Q2 CY2021	Q1 CY2022
Active Modes Urban Shared Paths Programme	Whangarei District Council	Transport	Construction	16,000,000	16,000,000	8,000,000	8,000,000	44.80	52.88	60.8%	Q4 CY2020	Q2 CY2023
Northland Inc – Economic Recovery and Action Plan	Northland Inc	Community	Construction	750,000	750,000	350,000	350,000	1.60	2.30	57.5%	Q4 CY2020	Q4 CY2022
Hihiaua Cultural Centre	Hihiaua Cultural Centre	Community	Pre-work	16,000,000	3,000,000	-	20,000	-	-	0.0%	Q4 CY2022	Q1 CY2025
Papakawau Estuary Resilience/Kerikeri Gateway SH10	Waka Kotahi NZ Transport Agency	Environment	Complete	5,500,000	5,000,000	5,000,000	5,402,000	-	25.00	100.0%	Q3 CY2021	Q2 CY2022
Pohe Island Bike Park	Whangarei District Council	Community	Construction	5,020,000	2,000,000	1,800,000	4,772,000	7.09	20.00	66.7%	Q4 CY2020	Q4 CY2022
Ruakaka Recreation Centre	Ruakaka Recreation Centre Incorporated	Community	Construction	3,285,000	2,500,000	620,000	620,000	0.72	3.65	27.0%	Q4 CY2021	Q1 CY2023

= Construction commenced or completed dates shaded green.

'-' Means information has not yet been provided on this project and will be included in the next report.

\* Commencement date has been revised in line with the definition of 'Construction Started'

continued on next page

# GOVERNMENT FUNDING CONTRACTED: JUNE 2022

PROJECT METRICS						PROJECT TO DATE						
PROJECT NAME	PROJECT OWNER	SECTOR	STATUS	PROJECT VALUE (\$)	GOVT FUNDING (\$)	GOVT SPEND (\$)	TOTAL SPEND (\$)	FTE ON-SITE QTR END	FTE TO PROJECTED	FTE % OF PROJECTED	CONSTRUCTION COMMENCEMENT	PROJECT COMPLETION
He Korowai Trust housing infrastructure	He Korowai Trust	Community	Construction	1,829,000	1,829,000	1,445,000	1,445,000	9.00	10.00	41.7%	Q1 CY2022	Q4 CY2022
Housing Energy Retrofit Pilot – Northland	Te Pai Roa Tika	Services	Construction	2,500,000	2,500,000	23,000	23,000	1.25	3.81	0.0%	Q2 CY2022	Q3 CY2023
Whangarei Boys High School	Whangarei Boys High School	Community	Complete	1,000,000	1,000,000	1,000,000	1,000,000	-	18.04	35.4%	Q3 CY2021	Q1 CY2022
<b>Northland Total</b>	<b>31</b>			<b>235,158,536</b>	<b>99,948,000</b>	<b>55,346,000</b>	<b>86,023,000</b>	<b>163.43</b>	<b>613.64</b>	<b>56.8%</b>		
<b>AUCKLAND</b>												
Auckland City Mission HomeGround	Auckland City Mission	Community	Complete	116,000,000	27,000,000	27,000,000	115,380,000	-	270.00	225.0%	Q1 CY2020	Q4 CY2021
Sound Stages Auckland Film Studios (ATEED)	Auckland Council	Services	Construction	38,400,000	30,000,000	6,525,000	6,525,000	50.98	69.45	69.4%	Q4 CY2021	Q4 CY2022
Auckland Housing Programme: Roskill South	Kainga Ora	Housing	Construction	11,240,000	10,000,000	10,000,000	10,900,000	37.62	51.50	198.1%	Q4 CY2020	Q2 CY2023
Auckland Housing Programme: Tamaki	Kainga Ora	Housing	Construction	11,840,000	11,340,000	9,984,000	12,254,000	6.00	24.20	53.8%	Q1 CY2021	Q3 CY2023
Building Auckland's Resource Recovery	Auckland Council	Environment	Construction	18,150,292	10,673,000	1,526,000	9,039,000	9.54	85.57	182.1%	Q1 CY2021	Q2 CY2024
Ferry Basin Redevelopment: Stage 1	Auckland Transport	Transport	Complete	116,460,000	42,000,000	42,000,000	116,887,000	-	240.00	120.0%	Q3 CY2019	Q2 CY2021
Kāinga Ora Mangere Priority Wastewater Upgrades	Kainga Ora	Housing	Construction	25,000,000	25,000,000	5,507,000	5,507,000	4.81	34.00	113.3%	Q3 CY2020	Q2 CY2024
Kāinga Ora Mt Roskill Water and Wastewater	Kainga Ora	Housing	Construction	65,000,000	65,000,000	11,122,000	11,122,000	6.94	29.53	39.4%	Q1 CY2021	Q2 CY2024
Kāinga Ora Tamaki Priority Wastewater Upgrades	Kainga Ora	Housing	Construction	33,000,000	33,000,000	6,037,000	6,037,000	14.41	14.41	41.2%	Q3 CY2020	Q1 CY2024
Northcote Development Stormwater Trunk Provision	Kainga Ora	Housing	Construction	14,300,000	13,000,000	13,000,000	14,650,000	11.55	23.00	57.5%	Q1 CY2020	Q3 CY2022
Northwestern Busway	Auckland Transport	Transport	Construction	100,000,000	50,000,000	8,053,000	8,095,000	40.79	66.15	33.1%	Q3 CY2021	Q2 CY2025
Owairaka Development Stormwater Network Provision	Kainga Ora	Housing	Construction	34,100,000	31,230,000	31,230,000	32,230,000	0.13	63.20	63.2%	Q1 CY2020	Q2 CY2023
Puhinui Interchange (Bus-Rail)	Auckland Transport	Transport	Complete	67,932,123	22,104,403	22,104,000	70,534,000	-	151.70	75.9%	Q3 CY2019	Q4 CY2021
Te Mahurehure Expansion Projects	Te Mahurehure Cultural Marae Society Inc	Community	Construction	20,280,874	6,000,000	5,305,000	12,605,000	7.49	39.14	62.1%	Q3 CY2020	Q4 CY2022
Te Whau Pathway	Auckland Council	Transport	Construction	40,108,000	35,308,000	2,466,000	2,466,000	8.77	14.62	36.5%	Q4 CY2020	Q4 CY2024
Unitec Housing Development	MHUD	Housing	Construction	75,000,000	75,000,000	8,229,000	8,229,000	8.85	39.42	15.8%	Q2 CY2021	Q2 CY2023
UoA - Faculty of Education and Social Work	University of Auckland	Community	Construction	275,000,000	200,000,000	73,060,000	113,021,000	560.71	570.92	103.8%	Q4 CY2020	Q2 CY2023
Tāmaki Makaurau Auckland Electric Ferries	Auckland Transport	Transport	Construction	34,000,000	27,000,000	7,500,000	7,500,000	5.63	8.00	12.7%	Q2 CY2022	Q2 CY2024
<b>Auckland Total</b>	<b>18</b>			<b>1,095,811,289</b>	<b>713,655,403</b>	<b>290,648,000</b>	<b>562,981,000</b>	<b>774.22</b>	<b>1,794.80</b>	<b>82.2%</b>		
<b>WAIKATO</b>												
Hot Water Beach Surf Life Saving Club	Hot Water Beach Lifeguard Service Inc.	Community	Complete	253,000	167,000	167,000	292,000	-	7.00	100.0%	Q3 CY2020	Q4 CY2020
Kōpū Marine Precinct	Thames Coromandel District Council	Transport	Pre-work	8,770,000	8,770,000	1,370,000	1,370,000	0.16	43.00	134.4%	Q4 CY2022	Q2 CY2024
Minimum Viable Hydrogen Refuelling Network	Hiringa Refuelling NZ and TR Group	Environment	Construction	37,881,000	20,000,000	7,067,000	9,847,000	20.09	21.69	54.2%	Q2 CY2022	Q2 CY2023
Onemana Surf Life Saving Community	Onemana Surf Life Saving Club	Community	Complete	622,000	317,000	285,000	680,000	-	36.00	65.5%	Q3 CY2020	Q1 CY2021
Paunau Surf Life Saving Community	Paunau Surf Life Saving Club	Community	Construction	1,021,000	676,000	608,000	1,022,000	6.98	16.50	17.4%	Q4 CY2021	Q3 CY2022
Tairua Surf Life Saving Community	Tairua Surf Life Saving Club	Community	Construction	710,000	699,000	629,000	629,000	0.06	5.22	34.8%	Q1 CY2022	Q4 CY2022
Fish passage pumps critical flood protection	Waikato Regional Council	Environment	Construction	7,000,000	4,480,000	1,497,000	2,481,000	-	18.50	71.2%	Q4 CY2020	Q2 CY2024

= Construction commenced or completed dates shaded green.

'-' Means information has not yet been provided on this project and will be included in the next report.

\* Commencement date has been revised in line with the definition of 'Construction Started'

continued on next page



# GOVERNMENT FUNDING CONTRACTED: JUNE 2022

PROJECT METRICS						PROJECT TO DATE						
PROJECT NAME	PROJECT OWNER	SECTOR	STATUS	PROJECT VALUE (\$)	GOVT FUNDING (\$)	GOVT SPEND (\$)	TOTAL SPEND (\$)	FTE ON-SITE QTR END	FTE TO PROJECTED	FTE % OF PROJECTED	CONSTRUCTION COMMENCEMENT	PROJECT COMPLETION
Lake Kimihia	Waikato Regional Council	Environment	Construction	1,000,000	640,000	266,000	326,000	0.69	3.42	42.8%	Q1 CY2022	Q4 CY2023
Lake Waikare plantings & river works	Waikato Regional Council	Environment	Construction	7,206,633	3,520,000	1,301,000	3,100,000	77.79	77.79	622.3%	Q4 CY2020	Q2 CY2023
Mill Road Pump Station	Waikato Regional Council	Environment	Complete	3,000,000	1,920,000	1,503,000	2,212,000	6.01	12.88	143.1%	Q4 CY2020	Q2 CY2022
Roger Harris Pump-station Upgrade	Waikato Regional Council	Environment	Construction	1,500,000	960,000	294,000	441,000	4.32	7.00	100.0%	Q3 CY2021	Q2 CY2023
Sunset Beach Community Hub and Lifeguard Facility	Sunset Beach Lifeguard Charitable Trust	Community	Complete	2,362,000	454,000	454,000	2,417,000	-	8.00	26.7%	Q3 CY2019	Q2 CY2021
Replacement Barge Construction Project	Waikato Regional Council	Environment	Pre-work	5,000,000	1,920,000	130,000	313,000	1.80	1.80	6.3%	Q3 CY2022	Q4 CY2023
Foreshore East & West Stopbank	Waikato Regional Council	Environment	Construction	3,000,000	1,920,000	413,000	756,000	2.14	3.72	20.7%	Q3 CY2021	Q4 CY2023
Ngatea Left Bank Stopbank and Ngatea to Pipiroa	Waikato Regional Council	Environment	Construction	1,200,000	768,000	628,000	1,037,000	0.10	27.24	123.8%	Q1 CY2021	Q3 CY2022
Piako Scheme Right Stopbanks	Waikato Regional Council	Environment	Construction	3,000,000	1,920,000	484,000	1,028,000	1.50	22.00	62.9%	Q1 CY2021	Q4 CY2023
Ruakura Inland Port West	Tainui Group Holdings Limited	Services	Construction	106,000,000	40,000,000	1,000,000	37,490,000	143.96	275.40	110.2%	Q1 CY2021	Q4 CY2023
Te Awa Cycleway Hamilton to Cambridge section	Hamilton City Council	Transport	Construction	16,200,000	8,200,000	6,560,000	14,088,000	14.06	49.37	93.2%	Q1 CY2021	Q3 CY2022
Dementia (Eden Care) Unit	Beattie Community Trust Inc.	Community	Complete	8,500,000	3,000,000	3,000,000	8,700,000	-	38.00	73.1%	Q3 CY2020	Q2 CY2021
Otorohonga Kiwihouse	Otorohonga Kiwi House Charitable Trust	Community	Construction	8,000,000	2,000,000	1,000,000	2,654,000	8.87	11.14	55.7%	Q3 CY2020	Q4 CY2023
Southern Waikato Integrated Training Centre	South Waikato Investment Fund Trust (SWIFT)	Community	Construction	14,000,000	10,840,000	5,320,000	7,109,000	18.37	18.37	30.6%	Q3 CY2021	Q1 CY2023
Te Kuiti Sports Stadium	Game on Charitable Trust	Community	Construction	9,063,014	500,000	387,000	4,982,000	7.69	10.71	35.7%	Q1 CY2022	Q4 CY2022
Shared Paths	Taupo District Council	Transport	Construction	10,600,000	10,500,000	4,300,000	4,300,000	8.78	52.03	123.9%	Q4 CY2020	Q3 CY2022
Taupo EUL Block	Tauhara Management Limited	Housing	Construction	180,000,000	8,000,000	-	17,150,000	100.00	100.00	100.0%	Q1 CY2021	Q2 CY2023
Taupo Town Centre Transformation	Taupo District Council	Community	Construction	25,000,000	20,600,000	17,500,000	17,500,000	36.01	59.70	64.9%	Q3 CY2020	Q4 CY2022
<b>Waikato Total</b>	<b>25</b>			<b>460,888,647</b>	<b>152,771,000</b>	<b>56,163,000</b>	<b>141,924,000</b>	<b>459.37</b>	<b>926.47</b>	<b>81.3%</b>		
<b>BAY OF PLENTY</b>												
Taheke Geothermal Power Station Enabling Works	Eastland Generation Limited	Environment	Complete	11,900,000	11,900,000	11,900,000	11,900,000	-	21.42	119.0%	Q3 CY2021	Q1 CY2022
Omokoroa Road Safety	Western Bay of Plenty District Council	Housing	Construction	32,100,000	14,000,000	4,064,000	11,726,000	13.43	30.00	60.0%	Q4 CY2020	Q2 CY2024
Eastern Region - Surf Lifesaving Rescue Base	Omanu Beach Charitable Trust	Community	Construction	3,822,587	2,890,000	2,795,000	3,384,000	0.94	18.38	87.5%	Q2 CY2021	Q3 CY2022
Papamoa Surf Rescue Base	Papamoa Community Surf Rescue Base Trust	Community	Complete	5,400,000	800,000	800,000	5,400,000	-	28.30	104.8%	Q4 CY2020	Q1 CY2021
Te Papa Spatial Plan (Cameron Road)	Tauranga City Council	Transport	Construction	84,782,300	45,000,000	13,213,000	26,152,000	115.41	128.31	64.2%	Q3 CY2021	Q4 CY2023
Rangitaiki River Resilience and Flood Protection	Bay of Plenty Regional Council	Environment	Construction	13,700,000	10,275,000	7,952,000	10,768,000	6.22	18.60	34.4%	Q4 CY2020	Q4 CY2022
Bay of Plenty River Schemes Flood Resilience Project	Bay of Plenty Regional Council	Environment	Construction	17,200,000	12,900,000	3,295,000	4,880,000	2.18	28.63	35.8%	Q4 CY2020	Q4 CY2023
Kaingaroa Community Development Project	Rotorua Lakes Council & Te Puni Kokiri	Community	Construction	14,400,000	5,000,000	4,500,000	8,400,000	0.80	42.00	35.0%	Q4 CY2020	Q4 CY2022
Rotorua: Wheranui Road Unlocking urban land	Rotorua District Council	Housing	Construction	22,830,000	20,000,000	1,650,000	1,650,000	7.31	21.19	53.0%	Q1 CY2021	Q3 CY2023
SH30 Rotorua	Waka Kotahi NZ Transport Agency	Transport	Construction	35,000,000	35,000,000	11,000,000	11,000,000	9.69	12.82	6.1%	Q3 CY2021	Q2 CY2023
St John Rotorua	St Johns - Rotorua	Community	Complete	9,194,000	9,194,000	8,691,000	8,691,000	-	57.00	43.5%	Q4 CY2020	Q2 CY2021
Wai Ariki Hot Springs and Spa - Rotorua	Pukeroa Lakefront Holdings Limited	Services	Construction	56,750,000	38,000,000	16,504,000	29,067,000	90.61	90.61	35.5%	Q1 CY2021	Q1 CY2023
Opotiki CBD improvement	Opotiki District Council	Community	Construction	11,900,000	11,900,000	11,900,000	11,900,000	1.29	73.80	55.5%	Q4 CY2020	Q4 CY2022
<b>Bay of Plenty Total</b>	<b>13</b>			<b>318,978,887</b>	<b>216,859,000</b>	<b>98,264,000</b>	<b>144,918,000</b>	<b>247.86</b>	<b>571.05</b>	<b>42.6%</b>		

= Construction commenced or completed dates shaded green.

'-' Means information has not yet been provided on this project and will be included in the next report.

\* Commencement date has been revised in line with the definition of 'Construction Started'

continued on next page

# GOVERNMENT FUNDING CONTRACTED: JUNE 2022

PROJECT METRICS						PROJECT TO DATE						
PROJECT NAME	PROJECT OWNER	SECTOR	STATUS	PROJECT VALUE (\$)	GOVT FUNDING (\$)	GOVT SPEND (\$)	TOTAL SPEND (\$)	FTE ON-SITE QTR END	FTE TO PROJECTED	FTE % OF PROJECTED	CONSTRUCTION COMMENCEMENT	PROJECT COMPLETION
<b>GISBORNE</b>												
Rugby Park grandstand rebuild	Poverty Bay Rugby Football Union	Community	Construction	8,000,000	8,000,000	900,000	917,000	1.46	4.00	13.3%	Q4 CY2021	Q2 CY2023
Gisborne Olympic Pool	Gisborne District Council	Community	Construction	46,055,000	40,350,000	14,853,000	18,163,000	21.30	21.30	42.6%	Q3 CY2021	Q2 CY2023
Midway SLSC Surf Rescue Community Hub	Midway Surf Life Saving Club	Community	Construction	5,264,000	5,000,000	2,500,000	2,700,000	21.88	47.62	25.7%	Q3 CY2021	Q1 CY2023
Eastcape Marine Infrastructure	Te Rimu Trust	Transport	Pre-work	2,500,000	2,500,000	436,000	436,000	8.75	8.75	194.4%	Q3 CY2022	Q3 CY2023
Waipaoa River Flood Control Scheme	Gisborne District Council	Environment	Construction	10,000,000	7,500,000	6,213,000	7,864,000	5.53	16.51	137.6%	Q4 CY2020	Q2 CY2023
<b>Gisborne Total</b>	<b>5</b>			<b>71,819,000</b>	<b>63,350,000</b>	<b>24,902,000</b>	<b>30,080,000</b>	<b>58.91</b>	<b>98.18</b>	<b>34.9%</b>		
<b>MANAWATU-WHANGANUI</b>												
New Whanganui Hub (NZ Police)	New Zealand Police	Community	Pre-work	25,000,000	25,000,000	429,000	429,000	0.25	7.00	7.0%	Q4 CY2022	Q1 CY2025
Sarjeant Gallery	Whanganui District Council	Community	Construction	55,000,000	11,600,000	3,000,000	27,332,000	43.74	45.72	17.6%	Q2 CY2020	Q4 CY2023
Social and affordable housing for Ruapehu District	Ruapehu District Council	Housing	Construction	2,405,000	2,405,000	1,467,000	1,467,000	5.81	6.83	45.5%	Q4 CY2021	Q3 CY2022
Marton Rail Hub	Rangitikei District Council	Transport	Pre-work	10,125,000	9,100,000	1,137,000	1,137,000	1.16	26.00	59.1%	Q3 CY2022	Q2 CY2024
Rangitikei River Enhancement	Horizons Regional Council	Environment	Construction	5,200,000	3,900,000	2,313,000	3,009,000	0.84	15.16	252.6%	Q4 CY2022	Q4 CY2023
Palmerston North Flood Protection	Horizons Regional Council	Environment	Construction	7,000,000	5,250,000	2,243,000	2,687,000	0.90	11.55	115.5%	Q4 CY2020	Q4 CY2023
Papaioea Place Community	Palmerston North City Council	Housing	Complete	5,205,680	4,623,224	4,623,000	5,205,000	-	27.00	20.0%	Q2 CY2020	Q4 CY2021
Route 52 Improvements (Central Hawkes Bay to Weber)	Tararua District Council	Transport	Construction	14,600,000	14,600,000	9,800,000	9,800,000	16.00	45.00	100.0%	Q1 CY2021	Q2 CY2024
Foxton Flood Mitigation	Horizons Regional Council	Environment	Construction	8,700,000	6,525,000	2,181,000	2,685,000	6.26	13.79	229.8%	Q3 CY2021	Q4 CY2023
Gladstone Green Growth Area	Horowhenua District Council	Housing	Construction	38,100,000	25,100,000	1,826,000	3,939,000	18.30	18.30	24.4%	Q1 CY2021	Q4 CY2024
Horowhenua Business Park Infrastructure	The Horowhenua Company Limited	Community	Complete	53,850,000	2,900,000	2,900,000	6,636,000	-	19.00	50.0%	Q3 CY2020	Q1 CY2022
Lower Manawatu Flood Protection Resilience	Horizons Regional Council	Environment	Construction	15,000,000	11,250,000	4,886,000	5,470,000	6.11	9.17	45.9%	Q3 CY2021	Q4 CY2023
<b>Manawatu-Whanganui Total</b>	<b>12</b>			<b>240,185,680</b>	<b>122,253,224</b>	<b>36,805,000</b>	<b>69,796,000</b>	<b>99.36</b>	<b>244.51</b>	<b>32.4%</b>		
<b>HAWKE'S BAY</b>												
Wairoa River Flood Protection Scheme	Hawkes Bay Regional Council	Environment	Construction	1,000,000	640,000	640,000	1,037,000	1.14	6.46	40.4%	Q4 CY2020	Q3 CY2022
Flaxmere Housing: Tarbet Street	Hastings District Council	Transport	Complete	2,000,000	2,000,000	1,848,000	1,848,000	-	27.00	96.4%	Q3 CY2020	Q1 CY2021
Flaxmere Housing: Waingakau	Te Taiwhenua O Heretaunga (TToH)	Transport	Complete	3,400,000	2,500,000	2,500,000	3,414,000	-	43.59	161.4%	Q4 CY2020	Q1 CY2022
Hawke's Bay Regional Aquatic Centre	Hawke's Bay Community Fitness Centre Trust	Community	Construction	32,300,000	32,000,000	31,350,000	31,650,000	87.69	87.69	67.5%	Q4 CY2020	Q3 CY2022
Iona Road Housing	Hastings District Council	Housing	Construction	23,700,000	11,500,000	921,000	3,551,000	17.79	25.00	13.9%	Q1 CY2021	Q1 CY2024
Upper Tukituki Flood Control Scheme	Hawkes Bay Regional Council	Environment	Construction	8,000,000	5,120,000	1,324,000	1,698,000	0.96	5.50	34.4%	Q3 CY2021	Q4 CY2023
Upper Tukituki Flood control Scheme - SH50 Bridge	Hawkes Bay Regional Council	Environment	Complete	1,000,000	640,000	640,000	1,000,000	-	9.00	56.3%	Q4 CY2020	Q3 CY2021
Ellison St / Chambers connectivity	Napier City Council	Transport	Construction	2,747,000	2,747,000	2,700,000	2,700,000	16.63	18.75	312.5%	Q4 CY2021	Q3 CY2022
Heretaunga Plains Flood Control Protection	Hawkes Bay Regional Council	Environment	Construction	20,000,000	12,800,000	2,847,000	4,359,000	12.53	16.28	108.5%	Q4 CY2021	Q4 CY2023
Pettigrew Green Arena expansion	Regional Indoor Sports and Events Centre Trust	Community	Construction	18,500,000	6,400,000	6,200,000	15,935,000	24.22	30.00	30.0%	Q2 CY2021	Q3 CY2022
Te Mata Mushrooms	Te Mata Mushrooms Holdings Limited	Services	Construction	50,000,000	19,500,000	3,549,000	18,749,000	-	92.61	41.7%	Q1 CY2021	Q1 CY2024
<b>Hawke's Bay Total</b>	<b>11</b>			<b>162,647,000</b>	<b>95,847,000</b>	<b>54,519,000</b>	<b>85,941,000</b>	<b>160.97</b>	<b>361.87</b>	<b>47.9%</b>		

= Construction commenced or completed dates shaded green.

'-' Means information has not yet been provided on this project and will be included in the next report.

\* Commencement date has been revised in line with the definition of 'Construction Started'

continued on next page



# GOVERNMENT FUNDING CONTRACTED: JUNE 2022

PROJECT METRICS						PROJECT TO DATE						
PROJECT NAME	PROJECT OWNER	SECTOR	STATUS	PROJECT VALUE (\$)	GOVT FUNDING (\$)	GOVT SPEND (\$)	TOTAL SPEND (\$)	FTE ON-SITE QTR END	FTE TO PROJECTED	FTE % OF PROJECTED	CONSTRUCTION COMMENCEMENT	PROJECT COMPLETION
<b>TARANAKI</b>												
Thermal Drying Facility Replacement	New Plymouth District Council	Environment	Construction	37,000,000	37,000,000	3,350,000	3,350,000	29.48	29.48	38.3%	Q4 CY2021	Q2 CY2024
Cycling Education Park & Half Basketball Court	Stratford District Council	Community	Complete	1,870,000	1,870,000	1,846,000	1,846,000	-	16.00	100.0%	Q4 CY2020	Q1 CY2022
Dawson Falls Lodge Development	Te Rere o Kapuni Limited	Services	Construction	6,400,000	3,000,000	824,000	1,122,000	3.50	25.31	79.1%	Q3 CY2021	Q4 CY2022
Replacement Indoor Aquatic Facility	Stratford District Council	Community	Construction	21,500,000	8,000,000	6,600,000	17,976,000	36.79	42.11	105.3%	Q1 CY2021	Q4 CY2022
Yarrow Stadium Redevelopment	Taranaki Regional Council	Community	Construction	70,000,000	35,000,000	6,694,000	19,291,000	40.31	100.00	100.0%	Q4 CY2020	Q2 CY2024
Green School New Zealand	Green School Properties Limited & Green School Farm Limited	Environment	Construction	11,700,000	11,700,000	4,575,000	4,575,000	39.41	40.77	62.7%	Q4 CY2020	Q1 CY2024
Library, Arts and Culture Centre (Te Ramanui o Ruaputahanga)	South Taranaki District Council	Community	Construction	12,500,000	4,000,000	2,200,000	3,907,000	0.80	9.07	36.3%	Q2 CY2021	Q4 CY2023
Mawhitiwhiti Kanihi Pa Build Project	Te Kupenga O Kanihi Charitable Trust	Housing	Construction	5,500,000	5,500,000	5,181,000	5,181,000	0.63	26.00	37.7%	Q4 CY2020	Q3 CY2022
Nukumarū Station Road construction	South Taranaki District Council	Transport	Construction	10,140,000	7,000,000	4,200,000	5,817,000	1.10	22.00	48.9%	Q3 CY2021	Q1 CY2023
<b>Taranaki Total</b>	<b>9</b>			<b>176,610,000</b>	<b>113,070,000</b>	<b>35,470,000</b>	<b>63,065,000</b>	<b>152.01</b>	<b>310.74</b>	<b>66.3%</b>		
<b>WELLINGTON</b>												
Hood Aerodrome Infrastructure Upgrade	Masterton District Council	Transport	Construction	17,070,000	10,000,000	1,265,000	1,413,000	3.79	14.00	28.0%	Q4 CY2020	Q4 CY2025
Masterton Skatepark Revamp	Masterton District Council	Community	Complete	1,300,000	1,300,000	1,300,000	1,300,000	-	11.94	79.6%	Q2 CY2021	Q2 CY2022
Kapiti Gateway	Kapiti Coast District Council	Community	Construction	4,460,000	2,230,000	1,115,000	2,755,000	1.61	11.00	36.7%	Q3 CY2021	Q4 CY2022
Wairarapa Five Towns Trails Project	Wairarapa Trails Action Group	Transport	Construction	1,360,000	1,360,000	1,010,000	1,010,000	13.00	13.00	32.5%	Q3 CY2021	Q1 CY2024
Maidstone Sportshub	Upper Hutt City Council	Community	Construction	31,800,000	15,000,000	4,500,000	5,260,000	7.50	21.75	29.0%	Q3 CY2021	Q3 CY2023
Eastern Bays Shared Path	Hutt City Council	Transport	Construction	30,000,000	15,000,000	907,000	3,088,000	9.38	10.42	22.2%	Q2 CY2021	Q4 CY2025
Hutt River Flood Management - Erosion Protection	Greater Wellington Regional Council	Environment	Construction	9,800,000	6,272,000	2,999,000	5,319,000	8.28	26.39	58.7%	Q3 CY2021	Q3 CY2022
Naenae Pool + Fitness New Build	Hutt City Council	Community	Construction	68,000,000	27,000,000	2,700,000	12,782,000	19.21	26.72	38.2%	Q3 CY2021	Q3 CY2024
Ruamahanga River Flood Protection	Greater Wellington Regional Council	Environment	Construction	2,000,000	1,280,000	353,000	902,000	8.09	9.23	30.8%	Q3 CY2021	Q3 CY2022
Frederick Street Social Housing	Kirva Trust	Housing	Construction	29,220,000	10,000,000	2,963,000	14,124,000	14.33	16.91	28.2%	Q1 CY2021	Q2 CY2023
NZ Campus of Innovation and Sport	The Heretaunga Company No. 2	Community	Construction	70,000,000	30,000,000	29,058,000	29,058,000	56.64	57.81	96.3%	Q4 CY2020	Q3 CY2022
Sacred Heart Cathedral Restoration	Catholic Archbishop of Wellington	Community	Construction	10,129,091	6,593,250	666,000	3,815,000	5.67	6.50	5.4%	Q4 CY2020	Q4 CY2024
Wellington District Court Refurbishment (MOJ)	Ministry of Justice	Community	Construction	46,805,000	14,100,000	-	2,149,000	10.00	10.00	3.3%	Q4 CY2020	Q2 CY2024
Wellington Mission - Whakamaru	The Wellington City Mission (Anglican) Trust Board	Housing	Construction	36,130,000	15,000,000	2,300,000	3,452,000	8.00	14.68	23.7%	Q4 CY2021	Q2 CY2024
<b>Wellington Total</b>	<b>14</b>			<b>358,074,091</b>	<b>155,135,250</b>	<b>51,136,000</b>	<b>86,427,000</b>	<b>165.48</b>	<b>250.35</b>	<b>24.9%</b>		
<b>TOP OF THE SOUTH</b>												
Lower Motueka River Flood-Bank Improvement	Tasman District Council	Environment	Construction	10,000,000	7,500,000	4,479,000	5,422,000	8.42	31.33	156.6%	Q1 CY2021	Q4 CY2023
SH60 Motueka	Waka Kotahi NZ Transport Agency	Transport	Construction	6,800,000	6,800,000	6,147,000	6,147,000	0.69	51.00	145.7%	Q3 CY2021	Q3 CY2022
Blenheim Library/Art Gallery	Marlborough District Council	Community	Construction	25,873,606	11,000,000	7,700,000	19,704,000	75.00	75.00	136.4%	Q3 CY2020	Q1 CY2023
Exterior & Interior Redecoration (NZDF)	New Zealand Defence Force (NZDF)	Services	Complete	500,000	500,000	500,000	500,000	-	2.30	100.0%	Q4 CY2020	Q2 CY2021
HVAC Replacement (NZDF)	New Zealand Defence Force (NZDF)	Services	Complete	300,000	300,000	262,000	262,000	-	1.38	100.0%	Q4 CY2020	Q2 CY2021

= Construction commenced or completed dates shaded green.

'-' Means information has not yet been provided on this project and will be included in the next report.

\* Commencement date has been revised in line with the definition of 'Construction Started'

# Reported the full co-funding amount in June which has since been corrected.

continued on next page

# GOVERNMENT FUNDING CONTRACTED: JUNE 2022

PROJECT METRICS						PROJECT TO DATE						
PROJECT NAME	PROJECT OWNER	SECTOR	STATUS	PROJECT VALUE (\$)	GOVT FUNDING (\$)	GOVT SPEND (\$)	TOTAL SPEND (\$)	FTE ON-SITE QTR END	FTE TO PROJECTED	FTE % OF PROJECTED	CONSTRUCTION COMMENCEMENT	PROJECT COMPLETION
The Whale Trail	Marlborough Kaikōura Trail Trust	Transport	Construction	20,000,000	18,000,000	3,290,000	3,858,000	3.68	26.81	83.8%	Q4 CY2020	Q4 CY2023
Wairau River Flood protection Scheme	Marlborough District Council	Environment	Construction	5,025,000	3,000,000	1,850,000	3,055,000	3.63	10.62	70.8%	Q1 CY2021	Q2 CY2023
Saxton Creek Flood Protection Upgrade	Nelson District Council	Environment	Construction	24,197,073	7,500,000	4,750,000	12,742,000	25.98	30.16	111.7%	Q3 CY2021	Q2 CY2023
<b>Top of the South Total</b>	<b>8</b>			<b>92,695,679</b>	<b>54,600,000</b>	<b>28,978,000</b>	<b>51,690,000</b>	<b>117.39</b>	<b>228.60</b>	<b>121.8%</b>		
<b>WEST COAST</b>												
Hector Historic Landfill	Buller District Council	Environment	Complete	1,000,000	1,000,000	1,000,000	1,000,000	-	13.24	264.7%	Q1 CY2021	Q3 CY2021
Port Package	Buller District Council	Transport	Construction	7,410,337	6,800,000	3,400,000	4,010,000	11.69	20.00	64.5%	Q2 CY2021	Q4 CY2022
Tidal Creek #2 Bridge Replacement	Buller District Council	Transport	Complete	1,800,000	1,800,000	1,800,000	1,800,000	-	12.00	60.0%	Q1 CY2021	Q3 CY2021
Moonlight Creek Bridge Replacement	Grey District Council	Transport	Complete	2,600,000	2,600,000	2,131,000	2,131,000	6.56	11.53	57.6%	Q3 CY2021	Q2 CY2022
Rough River Bridge Replacement	Grey District Council	Environment	Complete	5,000,000	5,000,000	3,501,000	3,501,000	1.88	13.39	53.6%	Q1 CY2021	Q2 CY2022
Slope Stability - Omoto Slip (KiwiRail)	KiwiRail	Transport	Complete	13,000,000	13,000,000	12,972,000	12,972,000	-	32.85	172.9%	Q4 CY2020	Q4 CY2021
William Stewart Bridge Replacement	Grey District Council	Environment	Complete	5,800,000	5,800,000	4,200,000	4,200,000	-	14.74	58.9%	Q4 CY2021	Q1 CY2022
Franz Josef (Waiho River Stopbank Protection)	West Coast Regional Council	Environment	Construction	24,000,000	18,000,000	1,062,000	1,062,000	-	3.86	9.2%	Q3 CY2021	Q2 CY2023
Buller River Early Flood Warning System	West Coast Regional Council	Environment	Complete	500,000	375,000	324,000	479,000	-	2.00	66.7%	Q3 CY2021	Q1 CY2022
Cron Street Extension	Westland District Council and Franz Josef Developments Ltd	Transport	Complete	4,700,000	4,700,000	4,560,000	4,560,000	-	39.00	130.0%	Q4 CY2020	Q2 CY2022
Grey Floodwall Upgrade (Stage Two)	West Coast Regional Council	Environment	Construction	2,600,000	1,950,000	270,000	270,000	-	4.00	15.4%	Q4 CY2021	Q3 CY2022
Hokitika Beach Coastal Protection Project	West Coast Regional Council	Environment	Construction	5,000,000	3,750,000	1,226,000	1,226,000	-	7.00	15.9%	Q3 CY2021	Q4 CY2023
Hokitika Swimming Pool Renovation	Westland District Council	Community	Construction	4,500,000	3,000,000	400,000	400,000	-	5.40	23.5%	Q3 CY2021	Q4 CY2022
Seddon House (Heritage NZ)	Heritage NZ	Services	Construction	22,000,000	22,000,000	1,950,000	1,950,000	0.15	1.92	7.7%	Q2 CY2022	Q1 CY2025
Solid waste: Fox Glacier and Butlers	Westland District Council	Environment	Complete	3,300,000	3,300,000	3,294,000	3,294,000	12.25	31.00	155.0%	Q3 CY2021	Q2 CY2022
<b>West Coast Total</b>	<b>15</b>			<b>103,210,337</b>	<b>93,075,000</b>	<b>42,090,000</b>	<b>42,855,000</b>	<b>32.53</b>	<b>211.92</b>	<b>59.2%</b>		
<b>CANTERBURY</b>												
Kaikoura Aquatic Centre	Kaikōura District Council/ Kaikōura Community Charitable Trust Board	Community	Complete	3,800,000	1,000,000	1,000,000	3,360,000	-	20.00	40.0%	Q3 CY2020	Q3 CY2021
Conical Hill Flyline at Hanmer Springs	Hurunui District Council	Community	Construction	2,700,000	2,000,000	400,000	1,170,000	0.16	5.00	21.7%	Q3 CY2021	Q1 CY2023
Waiau Township - stopbank repairs and upgrades	Environment Canterbury	Environment	Complete	878,661	562,343	528,000	657,000	-	4.35	36.2%	Q4 CY2020	Q1 CY2022
Barrack Refurbishment (NZDF)	New Zealand Defence Force (NZDF)	Services	Complete	1,000,000	1,000,000	1,000,000	1,000,000	-	4.60	100.0%	Q4 CY2020	Q2 CY2021
Glenn Tunnel Road (NZDF)	New Zealand Defence Force (NZDF)	Services	Complete	1,000,000	1,000,000	1,000,000	1,059,000	-	4.60	100.0%	Q1 CY2021	Q2 CY2021
Op-Respect Upgrades (NZDF)	New Zealand Defence Force (NZDF)	Services	Complete	500,000	500,000	500,000	500,000	-	2.30	100.0%	Q4 CY2020	Q2 CY2021
Refurbishment of Post Office (NZDF)	New Zealand Defence Force (NZDF)	Services	Complete	500,000	500,000	470,000	470,000	-	2.30	100.0%	Q4 CY2020	Q2 CY2021
Ashley/Rakahuri River Protection and Fairway Management	Environment Canterbury	Environment	Construction	1,000,000	640,000	561,000	916,000	1.66	2.20	22.0%	Q4 CY2020	Q4 CY2023
Kaiapoi Community Flood Protection	Environment Canterbury	Environment	Complete	3,200,000	2,048,000	1,457,000	2,277,000	-	14.90	106.4%	Q4 CY2020	Q3 CY2021
Kaiapoi Stormwater and Flooding Improvements	Waimakariri District Council	Environment	Construction	22,305,000	9,000,000	6,209,000	12,436,000	37.40	37.40	83.1%	Q2 CY2021	Q3 CY2023
Cancer Society - Christchurch Building Project	Cancer Society of New Zealand Canterbury-West Coast Division Inc	Community	Construction	20,469,316	6,500,000	2,252,000	8,674,000	42.45	42.45	45.2%	Q2 CY2021	Q1 CY2023

= Construction commenced or completed dates shaded green.

'-' Means information has not yet been provided on this project and will be included in the next report.

\* Commencement date has been revised in line with the definition of 'Construction Started'

continued on next page



# GOVERNMENT FUNDING CONTRACTED: JUNE 2022

PROJECT METRICS						PROJECT TO DATE						
PROJECT NAME	PROJECT OWNER	SECTOR	STATUS	PROJECT VALUE (\$)	GOVT FUNDING (\$)	GOVT SPEND (\$)	TOTAL SPEND (\$)	FTE ON-SITE QTR END	FTE TO PROJECTED	FTE % OF PROJECTED	CONSTRUCTION COMMENCEMENT	PROJECT COMPLETION
Final Section of Christchurch Coastal Pathway	Christchurch City Council	Transport	Construction	15,800,000	15,800,000	4,715,000	4,768,000	55.10	55.10	110.2%	Q4 CY2021	Q1 CY2024
Major Cycleway Routes	Christchurch City Council	Transport	Construction	106,400,000	71,500,000	17,474,000	53,574,000	110.60	116.01	28.3%	Q3 CY2020	Q1 CY2025
Medi Hotel - "Ranui Apartments"	Bone Marrow Cancer Trust	Community	Construction	12,170,000	7,000,000	828,000	3,105,000	7.90	10.50	22.8%	Q2 CY2021	Q1 CY2024
New Brighton Collective	Eastern Community Sports and Recreation Inc	Community	Construction	5,033,698	3,214,689	3,175,000	4,994,000	2.50	12.00	120.0%	Q1 CY2020	Q3 CY2022
New Brighton Collective: The Bridge Hub South Brighton	The Bridge South Brighton Trust	Community	Complete	1,402,400	1,113,400	1,113,000	1,358,000	-	11.01	157.2%	Q2 CY2020	Q1 CY2022
Waka Ama	New Brighton Waka Sports Association Incorporated	Community	Complete	660,000	66,000	56,000	56,000	-	1.20	240.0%	Q4 CY2021	Q4 CY2021
New Brighton Surf Life Saving Club Rebuild	New Brighton Surf Lifesaving Club	Community	Complete	3,854,361	1,562,361	1,562,000	3,706,000	-	24.36	60.9%	Q3 CY2020	Q4 CY2021
Youth Hub Christchurch	The Youth Hub Trust Te Hurihanga O Rangatahi	Community	Construction	12,500,000	12,500,000	1,060,000	1,060,000	3.13	3.47	8.5%	Q2 CY2022	Q1 CY2024
Region Wide River Berm Planting Programme	Environment Canterbury	Environment	Construction	10,000,000	6,400,000	4,006,000	4,556,000	39.36	39.36	123.0%	Q3 CY2021	Q4 CY2023
South Brighton Surf Life Saving Club Rebuild	South Brighton Surf Lifesaving Club	Community	Complete	2,769,000	905,000	905,000	3,092,000	-	33.00	82.5%	Q3 CY2019	Q2 CY2021
Taylor's Mistake Surf Life Saving	Taylor's Mistake Surf Life Saving Club	Community	Complete	3,059,405	550,000	550,000	3,081,000	-	24.58	136.6%	Q1 CY2020	Q1 CY2021
YMCA Christchurch Central City Development	The Young Mens Christian Association	Community	Construction	51,000,000	51,000,000	18,709,000	18,709,000	21.74	129.60	108.0%	Q4 CY2020	Q3 CY2024
Ashburton District Library and Civic Centre	Ashburton District Council	Community	Construction	51,600,000	20,000,000	9,682,000	27,663,000	124.45	124.45	62.2%	Q1 CY2021	Q3 CY2023
Rangitata River flood recovery	Environment Canterbury	Environment	Construction	8,500,000	5,440,000	3,911,000	5,240,000	3.29	15.76	78.8%	Q4 CY2020	Q4 CY2023
The Theatre Royal	Timaru District Council	Community	Construction	39,640,000	11,600,000	4,320,000	5,669,000	7.75	16.88	22.5%	Q3 CY2021	Q4 CY2023
Chatham Islands Airport	Chatham Islands Airport Limited	Transport	Construction	50,250,000	44,500,000	27,771,000	27,771,000	32.44	84.50	301.8%	Q3 CY2021	Q2 CY2023
Mechanical Depots - Waltham (KiwiRail)	KiwiRail	Transport	Construction	110,800,000	39,000,000	3,923,000	23,107,000	20.21	37.76	36.0%	Q3 CY2021	Q3 CY2024
<b>Canterbury Total</b>	<b>28</b>			<b>542,791,841</b>	<b>316,901,793</b>	<b>119,137,000</b>	<b>224,028,000</b>	<b>510.13</b>	<b>879.64</b>	<b>58.5%</b>		
<b>OTAGO</b>												
Lakes District Museum	Lakes District Museum Inc	Community	Construction	3,500,000	2,000,000	1,950,000	3,290,000	2.53	13.87	20.7%	Q4 CY2020	Q3 CY2022
Queenstown Arterials Stage 1	Queenstown Lakes District Council	Transport	Construction	86,550,733	50,000,000	12,875,000	23,531,000	33.41	86.36	45.5%	Q3 CY2021	Q4 CY2023
Queenstown Town Centre	Queenstown Lakes District Council	Transport	Construction	62,999,300	35,000,000	19,130,000	34,925,000	93.85	112.59	87.3%	Q3 CY2020	Q1 CY2023
Research and Innovation Queenstown	Research & Innovation Queenstown Limited	Services	Construction	45,000,000	22,500,000	3,961,000	13,956,000	5.00	29.51	29.5%	Q2 CY2021	Q4 CY2023
Te Pa Tahuna	MHUD	Housing	Construction	9,761,000	8,100,000	4,930,000	4,930,000	6.38	20.41	61.8%	Q1 CY2021	Q4 CY2023
Ophir Peace Memorial Hall	Central Otago District Council	Community	Complete	240,521	210,000	210,000	210,000	-	5.00	50.0%	Q2 CY2021	Q4 CY2021
Ophir Swimming Pool	Central Otago District Council	Community	Complete	72,000	60,000	60,000	68,000	-	12.00	150.0%	Q4 CY2020	Q1 CY2021
Lower Clutha River project	Otago Regional Council	Environment	Complete	1,000,000	640,000	597,000	933,000	-	7.00	46.7%	Q4 CY2020	Q4 CY2021
NZ Battery	MBIE	Environment	Pre-work	100,080,000	100,080,000	13,847,000	13,847,000	13.00	14.44	0.0%	Q4 CY2022	Q1 CY2024
Otago Polytechnic: Building & Trade	Otago Polytechnic Limited	Community	Construction	31,700,000	28,000,000	12,100,000	15,800,000	18.99	46.00	26.3%	Q1 CY2021	Q1 CY2023
Outram Flood Protection	Otago Regional Council	Environment	Construction	2,000,000	1,280,000	128,000	237,000	1.12	2.00	20.0%	Q4 CY2021	Q2 CY2023
West Taieri Contour Channel Upgrade	Otago Regional Council	Environment	Construction	5,000,000	3,200,000	480,000	867,000	1.62	6.90	46.0%	Q4 CY2020	Q2 CY2025
Clutha Community Hub	Clutha Community Hub Charitable Trust and Clutha District Council	Community	Construction	16,850,000	7,400,000	6,900,000	9,012,000	24.64	33.48	81.7%	Q4 CY2020	Q3 CY2023

= Construction commenced or completed dates shaded green.

'-' Means information has not yet been provided on this project and will be included in the next report.

\* Commencement date has been revised in line with the definition of 'Construction Started'

continued on next page

# GOVERNMENT FUNDING CONTRACTED: JUNE 2022

PROJECT METRICS						PROJECT TO DATE						
PROJECT NAME	PROJECT OWNER	SECTOR	STATUS	PROJECT VALUE (\$)	GOVT FUNDING (\$)	GOVT SPEND (\$)	TOTAL SPEND (\$)	FTE ON-SITE QTR END	FTE TO PROJECTED	FTE % OF PROJECTED	CONSTRUCTION COMMENCEMENT	PROJECT COMPLETION
ORC Flow Management Structures at Robson Lagoon	Otago Regional Council	Environment	Construction	500,000	320,000	104,000	479,000	0.50	6.31	63.1%	Q2 CY2021	Q2 CY2023
Housing Energy Retrofit Pilot - Otago	Aukaha (1997) Ltd	Community	Construction	2,500,000	2,500,000	67,000	67,000	-	2.17	21.7%	Q2 CY2022	Q4 2023
<b>Otago Total</b>	<b>15</b>			<b>367,753,554</b>	<b>261,290,000</b>	<b>77,339,000</b>	<b>122,152,000</b>	<b>201.03</b>	<b>398.05</b>	<b>49.0%</b>		
<b>SOUTHLAND</b>												
Awarua Runanga - New Kaumatua housing	Te Runaka O Awarua Charitable Trust	Community	Complete	1,898,000	1,898,000	1,800,000	1,800,000	-	28.00	140.0%	Q2 CY2021	Q1 CY2022
SH94 Homer Tunnel	Waka Kotahi NZ Transport Agency	Transport	Construction	25,000,000	25,000,000	4,893,000	4,893,000	5.49	14.14	11.3%	Q4 CY2020	Q2 CY2024
Venison and cattle processing plant	Alliance Group Limited	Services	Complete	2,800,000	2,800,000	2,800,000	4,298,000	-	42.00	36.5%	Q4 CY2020	Q2 CY2021
Waiau River Flood Damage Repairs	Environment Southland	Environment	Complete	1,000,000	750,000	597,000	796,000	-	7.15	47.7%	Q1 CY2021	Q1 CY2022
Boundary Creek Stop Bank Upgrade	Environment Southland	Environment	Complete	500,000	375,000	834,000	1,112,000	-	1.79	22.4%	Q4 CY2020	Q2 CY2022
Gore Multisports Complex Facilities Improvements	Gore District Council	Community	Construction	1,048,000	1,000,000	950,000	1,043,000	-	10.19	68.0%	Q1 CY2021	Q4 CY2022
Gore Public Library building - major refurbishment	Gore District Council	Community	Construction	7,730,000	3,000,000	1,500,000	2,749,000	18.92	21.98	48.8%	Q2 CY2021	Q4 CY2022
Gore Town S/B Upgrade	Environment Southland	Environment	Construction	2,000,000	1,500,000	403,000	579,000	2.24	6.99	87.4%	Q3 CY2021	Q2 CY2024
Mataura Stopbank Protection	Environment Southland	Environment	Construction	1,000,000	750,000	339,000	617,000	-	3.02	37.7%	Q3 CY2021	Q1 CY2023
Mataura Town S/B upgrade	Environment Southland	Environment	Construction	2,500,000	1,875,000	666,000	944,000	-	0.64	8.0%	Q3 CY2021	Q2 CY2023
Waimumu Stopbank upgrade	Environment Southland	Environment	Construction	2,000,000	1,500,000	-	278,000	0.62	1.26	15.7%	Q3 CY2021	Q1 CY2023
Wyndham Stopbank Upgrade	Environment Southland	Environment	Construction	2,500,000	1,875,000	198,000	414,000	4.44	7.70	96.2%	Q3 CY2021	Q2 CY2024
Invercargill Inner City Redevelopment	Invercargill City Council and Invercargill Central Ltd	Community	Construction	164,000,000	10,000,000	10,000,000	142,333,000	214.50	229.61	43.7%	Q3 CY2020	Q4 CY2022
Murihiku Marae Redevelopment	Waihōpai Rūnaka Incorporated	Community	Construction	12,475,000	9,000,000	7,000,000	8,735,000	20.10	26.84	65.0%	Q4 CY2021	Q2 CY2023
Otepunī Stop Banks Upgrade	Environment Southland	Environment	Construction	500,000	375,000	-	101,000	-	0.27	3.4%	Q1 CY2022	Q2 CY2023
Stead Street Pump Station	Environment Southland	Environment	Construction	3,000,000	2,250,000	1,034,000	2,069,000	1.54	2.57	9.9%	Q3 CY2021	Q3 CY2023
Stead Street stop bank Upgrade	Invercargill City Council	Environment	Construction	15,500,000	10,800,000	9,756,000	13,720,000	4.03	42.16	162.2%	Q1 CY2021	Q4 CY2022
Waihopai Stop Banks Upgrade	Environment Southland	Environment	Construction	3,500,000	2,625,000	6,000	107,000	0.90	2.24	28.0%	Q1 CY2022	Q2 CY2024
Government Waihōpai Invercargill Decarbonisation Contestable Fund	Southland Regional Development Agency Limited (Great South)	Environment	Pre-work	4,100,000	4,100,000	83,000	83,000	1.30	1.88	6.3%	Q3 CY2022	Q1 CY2024
<b>Southland Total</b>	<b>19</b>			<b>253,051,000</b>	<b>81,473,000</b>	<b>42,859,000</b>	<b>186,671,000</b>	<b>274.08</b>	<b>450.44</b>	<b>43.0%</b>		
<b>Grand Total</b>	<b>227</b>			<b>4,607,268,097</b>	<b>2,645,794,670</b>	<b>1,082,951,000</b>	<b>1,969,165,000</b>	<b>3,516.91</b>	<b>7,520.90</b>	<b>57.3%</b>		

= Construction commenced or completed dates shaded green.

'-' Means information has not yet been provided on this project and will be included in the next report.

\* Commencement date has been revised in line with the definition of 'Construction Started'



# GLOSSARY

## PROJECT DEFINITIONS:

**Shortlisted:** The project/programme was approved in principle by Government (subject to due diligence)

**Approved:** The project/programme was approved by IRG Ministers for funding release post-due diligence.

**Funding Agreement:** A legally binding funding agreement between the Government or relevant Crown Agency and the project owner.

**Procurement:** The total value procurement and supply contracts committed to by the project owner.

## CONSTRUCTION STARTED:

The definition of 'construction started' is as follows:

- Contractor has taken possession of the site and hoardings/site security fences are being erected,
- Site set out,
- Early enabling works, such as locating and moving of utilities,
- Demolition of existing structures,
- Strip out of buildings interiors and/or asbestos removal,
- Trenching for new utilities,
- Creation of temporary access routes to site,
- Earthworks.

## FULL TIME EQUIVALENT (FTE):

- Projected FTE is the estimated number of workers that would be supported by that particular project, established during due diligence.
- Progress to Projected FTE is the equivalent number of full-time employees that were consistently employed over the main construction/redevelopment phase of the project. For example, in the early stages of a construction project the number of FTEs starts low, but the number of employees then rapidly increases when the main on-site construction phase starts, and off-site fabrication of key components commences. This is the appropriate number to compare against the project projected. Over time this figure will grow towards the projected. Key criteria for project selection was to support construction sector employment.
- End of Quarter FTE/Workers on site is the number of people employed on IRG projects at the end of that quarter. Over time this figure will fluctuate.

## SECTOR DEFINITIONS:

**Transport:** Transport project are those related to roading, rail, ferries, cycling and cycleways, shared pathways, footpaths and so on.

**Housing:** Housing projects include the construction and refurbishment of social housing or apartments/units, City Missions, and utilities and land development to enable housing construction.

**Community:** Examples of community projects include the construction and redevelopment of town centres and community facilities, such as marae, schools, swimming pools, sports centres, libraries, events centres and surf lifesaving clubs.

**Services:** This category includes the redevelopment of, and improvements to, Police and Fire stations, post office and Defence Force bases and infrastructure that directly supports business and tourism. Also in this category are projects improving access to broadband.

**Environment:** Environmental projects include flood protection and stormwater management, renewable energy initiatives and projects associated with reducing and mitigating climate change.

## OVERALL PROGRAMME SUMMARY:

The following table is a summary of the overall IRG \$2.95bn\* programme:

GOVERNMENT FUNDING	PROJECTS	\$BN
Projects in this report	227	\$2.65
Projects not yet funded	3	\$0.15
Contingency & Opex	0	\$0.15
<b>Total</b>	<b>230</b>	<b>\$2.95</b>

## EXPLANATORY NOTES:

Workers (FTE) reported at End of Quarter can be positive or negative as total numbers on site can fluctuate between quarters as projects start and complete.