

QUARTERLY CONNECTIVITY UPDATE

Q3: to 30 SEPTEMBER 2020





Q3 HIGHLIGHTS 3

OUR TARGETS 4

OVERALL PROGRESS 5

UFB SNAPSHOTS 6

UPDATE BY REGION

NORTHLAND..... 8

AUCKLAND 9

WAIKATO 10

BAY OF PLENTY 11

GISBORNE 12

HAWKE'S BAY 13

TARANAKI 14

MANAWATŪ-WHANGANUI 15

WELLINGTON..... 16

TOP OF THE SOUTH 17

WEST COAST 18

CANTERBURY..... 19

OTAGO 20

SOUTHLAND..... 21


Q3 HIGHLIGHTS

JULY - SEPTEMBER 2020



17,342

UFB HOMES &
BUSINESSES
PASSED



41,458

UFB CONNECTIONS



62%

UFB UPTAKE



22

UFB TOWNS
AND CITIES
COMPLETED



22.2

FIBRE LINKS KM
COMPLETE



31

NEW MOBILE
TOWERS COMPLETE



3,130

RURAL HOMES &
BUSINESSES WITH
ACCESS TO IMPROVED
BROADBAND



82km

STATE HIGHWAY
COVERED



2

NEW TOURISM
SITES COVERED



100

MARAE
CONNECTED
THIS QUARTER



121

MARAE WITH
HARDWARE
INSTALLED THIS QUARTER



\$49.7m

INVESTMENT
IN DIGITAL
CONNECTIVITY
THIS QUARTER



1

MOBILE TOWER
WITH CAPACITY
UPGRADE
THIS QUARTER

OUR TARGETS

ULTRA-FAST BROADBAND (UFB) TARGETS



OVER 1.8 MILLION HOMES & BUSINESSES

(87% of New Zealanders) will have access to UFB by the end of 2022



UFB will be rolled out to over 411 TOWNS & CITIES



When the programme is complete New Zealand will be one of the **LEADING COUNTRIES** in the OECD for fibre availability

OUR OVERALL TARGET

99.8%

of New Zealand's population will be able to access improved broadband by the end of 2023

RURAL BROADBAND INITIATIVE PHASE 2 (RB12) AND MOBILE BLACK SPOT FUND (MBSF) TARGETS



**869
ELIGIBLE MARAE**
can connect to broadband on request



**84,000 RURAL HOMES
AND BUSINESSES**
will receive improved broadband by the end of 2023



ABOUT 1,400 KM
of State Highway and over
168 TOURISM SITES
will receive mobile coverage

OVERALL PROGRESS


ULTRA-FAST BROADBAND (UFB) AND FIBRE PROGRESS



216 UFB TOWNS AND CITIES
are now complete



The UFB build is
93% COMPLETE
AND 1% AHEAD
of schedule



1,045,843 HOMES AND BUSINESSES
connected to UFB



UPTAKE
62%



22.2 KM
Fibre Links KM
Complete

OUR OVERALL PROGRESS FOR UFB



84%
OF NEW ZEALANDERS
CAN NOW ACCESS UFB



277
MARAE
ARE NOW
CONNECTED



INVESTED
IN CY2020

\$145m

Total Investment



200
MARAE WITH
HARDWARE
INSTALLED

RURAL BROADBAND AND MOBILE BLACK SPOT FUND PROGRESS




55,034 RURAL HOMES AND BUSINESSES
can access improved
broadband
65% complete



52
TOURISM SITES
have mobile coverage
31% complete



711KM OF
STATE HIGHWAY
have mobile coverage
51% complete



157 MOBILE
TOWERS
are live
27% complete



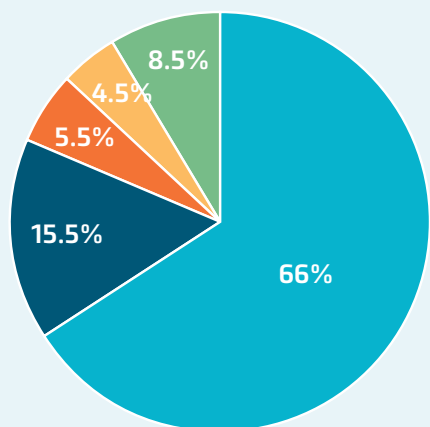
1 MOBILE
TOWER WITH
CAPACITY
UPGRADE

UFB SNAPSHOTS

TOP 10 CENTRES FOR UFB UPTAKE THIS QUARTER

RANK	TOWN	UPTAKE %	CHANGE IN RANK
1	Morrinsville	88%	New
2	Whatawhata	85%	-1
3	Horotiu	81%	-1
4	Rolleston	76%	-1
5	Waiuku	73%	-
6	Hamilton	73%	-2
7	Tauranga	72%	-
8	Mosgiel	71%	-
9	Lincoln	71%	-3
10	Auckland	70%	-

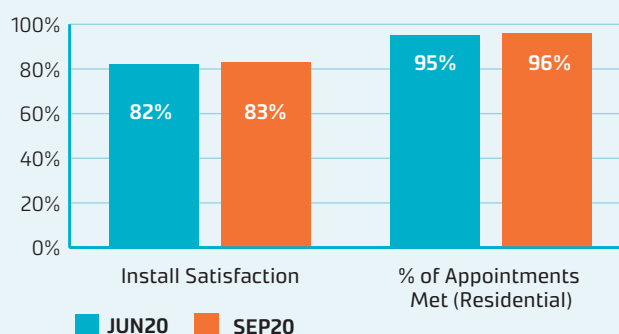
UFB PRODUCT MIX AND INSTALLATION MEASURES



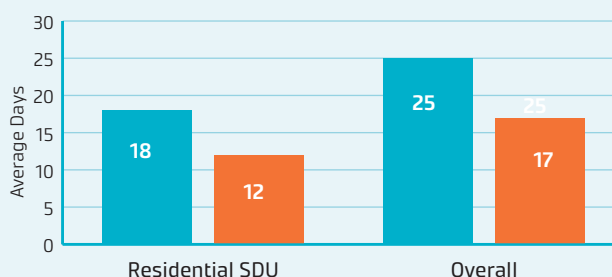
30 Mbps 50 Mbps 100 Mbps
200 Mbps 1 Gbps

The average speed of UFB services is **238 Mbps**. Consumers are continuing to migrate to higher speed UFB plans, including the gigabit plan.

UFB INSTALL CUSTOMER MEASURES



UFB AVERAGE DAYS TO INSTALL



GIGABIT CONNECTIONS

161,420

Gigabit connections - end of quarter

15,635

Additional connections this quarter





NORTHLAND



UFB AND FIBRE

- There are **21** towns and cities with UFB available.
- **54%** of those with access to UFB have connected.
- There is a total of **23,262** premises connected.

RANK	TOWN	UPTAKE
1	Waipū	68%
2	Hikurangi	66%
3	Whangārei	65%
4	Kerikeri	55%
5	One Tree Point	54%



RURAL BROADBAND AND MOBILE BLACK SPOTS

- There are **7,364** households or businesses with RBI2 access which is **80%** of target.
- There are **90** kilometres of mobile coverage on State Highways which is **79%** of target.
- There are **6** tourist sites with mobile coverage which is **40%** of target.
- There have been **27** mobile towers built which is **42%** of target.



MARAE

There are **70** Marae connected in Northland.

TOTAL INVESTED:

Northland: **\$67.9m**



AUCKLAND



UFB AND FIBRE

- There are **9** towns and cities with UFB available.
- **70%** of those with access to UFB have connected.
- There is a total of **399,339** premises connected.

RANK	TOWN	UPTAKE
1	Waiuku	73%
2	Auckland	70%
3	Waimauku	69%
4	Pukekohe	65%
5	Waiheke Island	56%



RURAL BROADBAND AND MOBILE BLACK SPOTS

- There are **4,131** households or businesses with RBI2 access which is **67%** of target.
- There are **10** kilometres of mobile coverage on State Highways which is **66%** of target.
- There have been **4** mobile towers built which is **15%** of target.



MARAE

There are **8** Marae connected in Auckland.

TOTAL INVESTED:

Auckland: **\$463.8m**



WAIKATO



UFB AND FIBRE

- There are **41** towns and cities with UFB available.
- **62%** of those with access to UFB have connected.
- There is a total of **85,570** premises connected.

RANK	TOWN	UPTAKE
1	Morrinsville	88%
2	Whatawhata	85%
3	Horotiu	81%
4	Hamilton	73%
5	Te Kauwhata	70%



RURAL BROADBAND AND MOBILE BLACK SPOTS

- There are **5,680** households or businesses with RBI2 access which is **55%** of target.
- There are **37** kilometres of mobile coverage on State Highways which is **35%** of target.
- There are **4** tourist sites with mobile coverage which is **31%** of target.
- There have been **7** mobile towers built which is **10%** of target.



MARAE

There are **33** Marae connected in Waikato.

TOTAL INVESTED:

Waikato: **\$161.5m**



BAY OF PLENTY



UFB AND FIBRE

- There are **14** towns and cities with UFB available.
- **64%** of those with access to UFB have connected.
- There is a total of **72,594** premises connected.

RANK	TOWN	UPTAKE
1	Tauranga	72%
2	Rotorua	60%
3	Whakatāne	57%
4	Ōmokoroa	52%
5	Katikati	45%



RURAL BROADBAND AND MOBILE BLACK SPOTS

- There are **3,497** households or businesses with RBl2 access which is **57%** of target.
- There are **32** kilometres of mobile coverage on State Highways which is **47%** of target.
- There are **6** tourist sites with mobile coverage which is **67%** of target.
- There have been **7** mobile towers built which is **20%** of target.



MARAE

There are **34** Marae connected in the Bay of Plenty.

TOTAL INVESTED:

Bay of Plenty: **\$109.8m**



GISBORNE



UFB AND FIBRE

- There are **3** towns and cities with UFB available.
- **53%** of those with access to UFB have connected.
- There is a total of **8,177** premises connected.

RANK	TOWN	UPTAKE
1	Gisborne	53%
2	Ruatoria	48%
3	Tolaga Bay	42%



RURAL BROADBAND AND MOBILE BLACK SPOTS

- There are **1,622** households or businesses with RBl2 access which is **67%** of target.
- There are **70** kilometres of mobile coverage on State Highways which is **63%** of target.
- There is **1** tourist site with mobile coverage which is **25%** of target.
- There have been **4** mobile towers built which is **24%** of target.



MARAE

There are **39** Marae connected in Gisborne.

TOTAL INVESTED:

Gisborne: **\$17.9m**



HAWKE'S BAY



UFB AND FIBRE

- There are **10** towns and cities with UFB available.
- **54%** of those with access to UFB have connected.
- There is a total of **30,939** premises connected.

RANK	TOWN	UPTAKE
1	Bay View	63%
2	Havelock	61%
3	Napier	59%
4	Wairoa	49%
5	Hastings	48%



RURAL BROADBAND AND MOBILE BLACK SPOTS

- There are **1,975** households or businesses with RBI2 access which is **47%** of target.
- There are **43** kilometres of mobile coverage on State Highways which is **42%** of target.
- There are **2** tourist sites with mobile coverage which is **22%** of target.
- There have been **13** mobile towers built which is **29%** of target.



MARAE

There are **41** Marae connected in Hawke's Bay.

TOTAL INVESTED:

Hawke's Bay: **\$61.5m**



TARANAKI



UFB AND FIBRE

- There are **15** towns and cities with UFB available.
- **59%** of those with access to UFB have connected.
- There is a total of **25,492** premises connected.

RANK	TOWN	UPTAKE
1	New Plymouth	66%
2	Lepperton	63%
3	Hāwera	61%
4	Stratford	52%
5	Inglewood	48%



RURAL BROADBAND AND MOBILE BLACK SPOTS

- There are **1,705** households or businesses with RBI2 access which is **71%** of target.
- There are **53** kilometres of mobile coverage on State Highways which is **68%** of target.
- There are **2** tourist sites with mobile coverage which is **67%** of target.
- There have been **9** mobile towers built which is **53%** of target.



MARAE

There are **9** Marae connected in Taranaki.

TOTAL INVESTED:

Taranaki: **\$39.9m**



MANAWATŪ-WHANGANUI



UFB AND FIBRE

- There are **16** towns and cities with UFB available.
- **56%** of those with access to UFB have connected.
- There is a total of **44,534** premises connected.

RANK	TOWN	UPTAKE
1	Longburn	66%
2	Palmerston North	63%
3	Feilding	61%
4	Levin	56%
5	Summerhill	54%



RURAL BROADBAND AND MOBILE BLACK SPOTS

- There are **7,823** households or businesses with RBI2 access which is **70%** of target.
- There are **61** kilometres of mobile coverage on State Highways which is **71%** of target.
- There are **2** tourist sites with mobile coverage which is **33%** of target.
- There have been **11** mobile towers built which is **28%** of target.



MARAE

There are **30** Marae connected in Manawatū-Whanganui.

TOTAL INVESTED:

Manawatu-Whanganui: **\$88.8m**



WELLINGTON



UFB AND FIBRE

- There are **12** towns and cities with UFB available.
- **51%** of those with access to UFB have connected.
- There is a total of **112,892** premises connected.

RANK	TOWN	UPTAKE
1	Masterton	59%
2	Porirua	55%
3	Wellington	53%
4	Ōtaki	53%
5	Carterton	53%



RURAL BROADBAND AND MOBILE BLACK SPOTS

- There are **1,908** households or businesses with RBI2 access which is **49%** of target.
- There is **1** tourist site with mobile coverage which is **20%** of target.



MARAE

There are **6** Marae connected in Wellington.

TOTAL INVESTED:

Wellington: **\$187.6m**



UFB AND FIBRE

- There are **9** towns and cities with UFB available.
- **61%** of those with access to UFB have connected.
- There is a total of **31,368** premises connected.

RANK	TOWN	UPTAKE
1	Nelson	70%
2	Ruby Bay	67%
3	Blenheim	59%
4	Motueka	51%
5	Picton	36%



RURAL BROADBAND AND MOBILE BLACK SPOTS

- There are **2,605** households or businesses with RBL2 access which is **52%** of target.
- There are **78** kilometres of mobile coverage on State Highways which is **57%** of target.
- There are **3** tourist sites with mobile coverage which is **20%** of target.
- There have been **14** mobile towers built which is **26%** of target.

TOTAL INVESTED:

Top of the South: **\$66.3m**



WEST COAST



UFB AND FIBRE

- There are **14** towns and cities with UFB available.
- **44%** of those with access to UFB have connected.
- There is a total of **4,978** premises connected.

RANK	TOWN	UPTAKE
1	Hokitika	64%
2	Greymouth	58%
3	Runanga	51%
4	Punakaiki	40%
5	Reefton	33%



RURAL BROADBAND AND MOBILE BLACK SPOTS

- There are **1,487** households or businesses with RBI2 access which is **52%** of target.
- There are **71** kilometres of mobile coverage on State Highways which is **27%** of target.
- There are **13** tourist sites with mobile coverage which is **42%** of target.
- There have been **17** mobile towers built which is **34%** of target.

TOTAL INVESTED:

West Coast: **\$21.1m**



CANTERBURY



UFB AND FIBRE

- There are **33** towns and cities with UFB available.
- **59%** of those with access to UFB have connected.
- There is a total of **138,004** premises connected.

RANK	TOWN	UPTAKE
1	Rolleston	76%
2	Lincoln	71%
3	Woodend	67%
4	Rangiora	62%
5	Timaru	62%



RURAL BROADBAND AND MOBILE BLACK SPOTS

- There are **6,408** households or businesses with RBI2 access which is **66%** of target.
- There are **72** kilometres of mobile coverage on State Highways which is **52%** of target.
- There are **5** tourist sites with mobile coverage which is **18%** of target.
- There have been **12** mobile towers built which is **19%** of target.



MARAE

There are **5** Marae connected in Canterbury.

TOTAL INVESTED:

Canterbury: **\$208.1m**



OTAGO



UFB AND FIBRE

- There are **11** towns and cities with UFB available.
- **60%** of those with access to UFB have connected.
- There is a total of **50,362** premises connected.

RANK	TOWN	UPTAKE
1	Mosgiel	71%
2	Dunedin	67%
3	Cromwell	58%
4	Queenstown	55%
5	Ōamaru	54%



RURAL BROADBAND AND MOBILE BLACK SPOTS

- There are **3,645** households or businesses with RB12 access which is **73%** of target.
- There are **85** kilometres of mobile coverage on State Highways which is **58%** of target.
- There are **3** tourist sites with mobile coverage which is **25%** of target.
- There have been **10** mobile towers built which is **30%** of target.

TOTAL INVESTED:

Otago: **\$95.0m**



SOUTHLAND



UFB AND FIBRE

- There are **8** towns and cities with UFB available.
- **59%** of those with access to UFB have connected.
- There is a total of **18,332** premises connected.

RANK	TOWN	UPTAKE
1	Invercargill	65%
2	Otatara	65%
3	Winton	37%
4	Mossburn	34%
5	Manapouri	28%



RURAL BROADBAND AND MOBILE BLACK SPOTS

- There are **5,184** households or businesses with RBI2 access which is **89%** of target.
- There are **7** kilometres of mobile coverage on State Highways which is **16%** of target.
- There are **4** tourist sites with mobile coverage which is **25%** of target.
- There have been **22** mobile towers built which is **56%** of target.



MARAE

There are **2** Marae connected in Southland.

TOTAL INVESTED:

Southland: **\$45.1m**

