

# QUARTERLY CONNECTIVITY UPDATE

Q2: to 30 JUNE 2020





# CONTENTS

Q2 HIGHLIGHTS .....	3
OUR TARGETS .....	4
OVERALL PROGRESS .....	5
UFB SNAPSHOTS .....	6
<b>UPDATE BY REGION</b>	
NORTHLAND.....	8
AUCKLAND .....	9
WAIKATO .....	10
BAY OF PLENTY .....	11
GISBORNE .....	12
HAWKE'S BAY .....	13
TARANAKI .....	14
MANAWATŪ-WHANGANUI .....	15
WELLINGTON.....	16
TASMAN .....	17
NELSON .....	18
MARLBOROUGH.....	19
WEST COAST .....	20
CANTERBURY.....	21
OTAGO .....	22
SOUTHLAND.....	23




# Q2 HIGHLIGHTS

APRIL - JUNE 2020



**10,782**

UFB HOMES & BUSINESSES PASSED



**37,612**

UFB CONNECTIONS




**60%**

UFB UPTAKE



**25**

UFB TOWNS AND CITIES COMPLETED



**40**

NEW MOBILE TOWERS COMPLETE



**6,136**

RURAL HOMES & BUSINESSES WITH ACCESS TO IMPROVED BROADBAND



**186km**

STATE HIGHWAY COVERED



**14**

NEW TOURISM SITES COVERED



**56**

MARAE CONNECTED  
THIS QUARTER



**\$18m**

INVESTED IN UFB  
THIS QUARTER



**\$37m**

INVESTED IN  
RBI2/MBSF\*  
THIS QUARTER

# OUR TARGETS

## ULTRA-FAST BROADBAND (UFB) TARGETS



### OVER 1.8 MILLION HOMES & BUSINESSES

(87% of New Zealanders) will have access to UFB by the end of 2022



### UFB will be rolled out to over 411 TOWNS & CITIES



When the programme is complete New Zealand will be one of the **LEADING COUNTRIES** in the OECD for fibre availability

## OUR OVERALL TARGET

# 99.8%

of New Zealand's population will be able to access improved broadband by the end of 2023

## RURAL BROADBAND INITIATIVE PHASE 2 (RB12) AND MOBILE BLACK SPOT FUND (MBSF) TARGETS



**851  
ELIGIBLE MARAE**  
can connect to broadband on request



**84,000 RURAL HOMES  
AND BUSINESSES**  
will receive improved broadband by the end of 2023



**ABOUT 1,400 KM**  
of State Highway and over  
**168 TOURISM SITES**  
will receive mobile coverage



# OVERALL PROGRESS


## ULTRA-FAST BROADBAND (UFB) PROGRESS



**194 UFB TOWNS AND CITIES**  
are now complete



The UFB build is  
**91% COMPLETE**  
**AND 2% AHEAD**  
of schedule



**1,004,385 HOMES AND BUSINESSES**  
connected to UFB



**UPTAKE**  
**60%**



**2% INCREASE**  
in connections versus  
previous quarter

## OUR OVERALL PROGRESS FOR UFB



**83%**  
**OF NEW ZEALANDERS**  
**CAN NOW ACCESS UFB**



**177**  
**MARAE ARE**  
**NOW CONNECTED**



**INVESTED**  
**IN CY2020**

**UFB: \$49m**  
**RBI2/MBSF: \$56m**

## RURAL BROADBAND INITIATIVE PHASE 2 (RBI2) AND MOBILE BLACK SPOT FUND (MBSF) PROGRESS




**51,904 RURAL HOMES AND BUSINESSES**  
can access improved broadband  
62% complete



**50 TOURISM SITES**  
have mobile coverage  
30% complete



**629KM OF STATE HIGHWAY**  
have mobile coverage  
45% complete



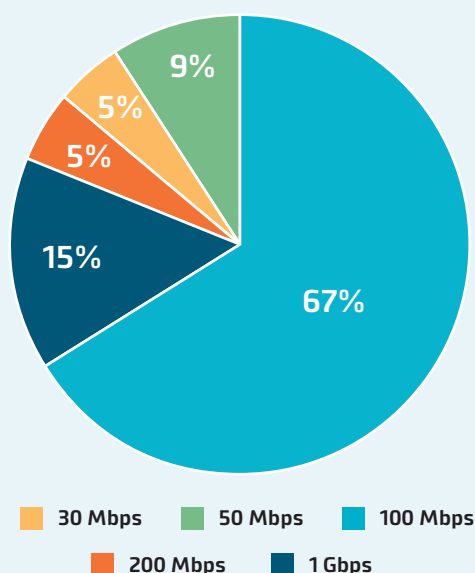
**126 MOBILE TOWERS**  
are live  
22% complete

# UFB SNAPSHOTS

## TOP 10 CENTRES FOR UFB UPTAKE THIS QUARTER

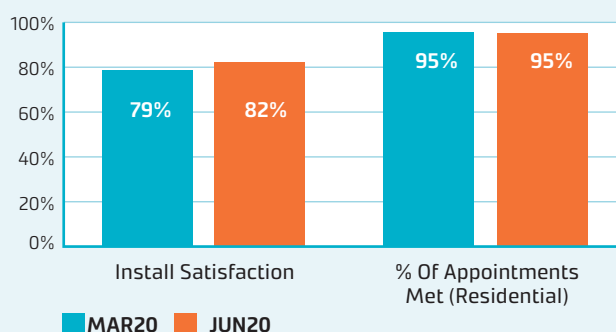
RANK	TOWN	UPTAKE %	CHANGE IN RANK
1	Whatawhata	80%	+1
2	Horotiu	77%	+1
3	Rolleston	76%	-2
4	Hamilton	71%	-
5	Waiuku	71%	-
6	Lincoln	71%	+3
7	Tauranga	70%	-1
8	Mosgiel	70%	-1
9	Nelson	69%	-1
10	Auckland	68%	+2

## UFB PRODUCT MIX AND INSTALLATION MEASURES

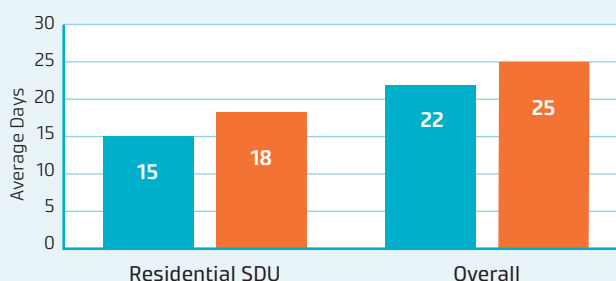


The average speed of UFB services is **229 Mbps**. Consumers are continuing to migrate to higher speed UFB plans, including the gigabit plan.

### UFB INSTALL CUSTOMER MEASURES



### UFB AVERAGE DAYS TO INSTALL



## GIGABIT CONNECTIONS

**145,785**

Gigabit connections - end of quarter

**13,126**

Additional connections this quarter



# UPDATE BY REGION







# NORTHLAND



## UFB

- There are **18** towns and cities with UFB available.
- **51%** of those with access to UFB have connected.
- There is a total of **21,842** premises connected.

RANK	TOWN	UPTAKE
1	Waipū	66%
2	Hikurangi	64%
3	Whangārei	62%
4	Kerikeri	52%
5	One Tree Point	52%



## RBI2/MBSF

- There are **7,202** households or businesses with RBI2 access which is **78%** of target.
- There are **81** kilometres of mobile coverage on State Highways which is **71%** of target.
- There are **6** tourist sites with mobile coverage which is **40%** of target.
- There have been **25** mobile towers built which is **39%** of target.



## MARAE

There are **44** Marae connected in Northland.

## TOTAL INVESTED:

Northland: **\$66.3m**







# AUCKLAND



## UFB

- There are **9** towns and cities with UFB available.
- **67%** of those with access to UFB have connected.
- There is a total of **385,257** premises connected.

RANK	TOWN	UPTAKE
1	Waiuku	71%
2	Auckland	68%
3	Pukekohe	63%
4	Waimauku	59%
5	Waiheke Island	54%



## RBI2/MBSF

- There are **3,869** households or businesses with RBI2 access which is **63%** of target.
- There are **11** kilometres of mobile coverage on State Highways which is **69%** of target.
- There have been **2** mobile towers built which is **8%** of target.



## MARAE

There are **4** Marae connected in Auckland.

## TOTAL INVESTED:

Auckland: **\$463.7m**





# WAIKATO



## UFB

- There are **36** towns and cities with UFB available.
- **60%** of those with access to UFB have connected.
- There is a total of **81,150** premises connected.

RANK	TOWN	UPTAKE
1	Whatawhata	80%
2	Horotiu	77%
3	Hamilton	71%
4	Cambridge	67%
5	Tokoroa	58%



## RBI2/MBSF

- There are **5,111** households or businesses with RBI2 access which is **50%** of target.
- There are **35** kilometres of mobile coverage on State Highways which is **33%** of target.
- There are **4** tourist sites with mobile coverage which is **31%** of target.
- There have been **4** mobile towers built which is **6%** of target.



## MARAE

There are **25** Marae connected in Waikato.

## TOTAL INVESTED:

Waikato: **\$149.1m**







# BAY OF PLENTY



## UFB

- There are **13** towns and cities with UFB available.
- **62%** of those with access to UFB have connected.
- There is a total of **70,083** premises connected.

RANK	TOWN	UPTAKE
1	Tauranga	70%
2	Rotorua	59%
3	Whakatāne	55%
4	Ōmokoroa	51%
5	Katikati	45%



## RBI2/MBSF

- There are **3,287** households or businesses with RBI2 access which is **54%** of target.
- There are **25** kilometres of mobile coverage on State Highways which is **38%** of target.
- There are **6** tourist sites with mobile coverage which is **67%** of target.
- There have been **4** mobile towers built which is **11%** of target.



## MARAE

There are **13** Marae connected in the Bay of Plenty.

## TOTAL INVESTED:

Bay of Plenty: **\$108.7m**





# GISBORNE



## UFB

- There are **3** towns and cities with UFB available.
- **51%** of those with access to UFB have connected.
- There is a total of **7,856** premises connected.

RANK	TOWN	UPTAKE
1	Gisborne	51%
2	Ruatoria	44%
3	Tolaga Bay	37%



## RBI2/MBSF

- There are **1,622** households or businesses with RBI2 access which is **67%** of target.
- There are **64** kilometres of mobile coverage on State Highways which is **57%** of target.
- There is **1** tourist site with mobile coverage which is **25%** of target.
- There have been **4** mobile towers built which is **24%** of target.



## MARAE

There are **33** Marae connected in Gisborne.

## TOTAL INVESTED:

Gisborne: **\$17.9m**







# HAWKE'S BAY



## UFB

- There are **10** towns and cities with UFB available.
- **52%** of those with access to UFB have connected.
- There is a total of **29,716** premises connected.

RANK	TOWN	UPTAKE
1	Napier	57%
2	Bay View	57%
3	Hastings	46%
4	Takapau	46%
5	Wairoa	46%



## RBI2/MBSF

- There are **1,650** households or businesses with RBI2 access which is **39%** of target.
- There are **30** kilometres of mobile coverage on State Highways which is **29%** of target.
- There are **2** tourist sites with mobile coverage which is **22%** of target.
- There have been **8** mobile towers built which is **18%** of target.



## MARAE

There are **33** Marae connected in Hawke's Bay.

## TOTAL INVESTED:

Hawke's Bay: **\$60.0m**





# TARANAKI



## UFB

- There are **14** towns and cities with UFB available.
- **58%** of those with access to UFB have connected.
- There is a total of **24,543** premises connected.

RANK	TOWN	UPTAKE
1	New Plymouth	64%
2	Hāwera	60%
3	Lepperton	53%
4	Stratford	51%
5	Inglewood	46%



## RBI2/MBSF

- There are **1,615** households or businesses with RBI2 access which is **67%** of target.
- There are **43** kilometres of mobile coverage on State Highways which is **55%** of target.
- There is **1** tourist site with mobile coverage which is **33%** of target.
- There have been **8** mobile towers built which is **47%** of target.



## MARAE

There are **8** Marae connected in Taranaki.

## TOTAL INVESTED:

Taranaki: **\$39.0m**





# MANAWATŪ-WHANGANUI



## UFB

- There are **14** towns and cities with UFB available.
- **56%** of those with access to UFB have connected.
- There is a total of **42,465** premises connected.

RANK	TOWN	UPTAKE
1	Longburn	64%
2	Palmerston North	61%
3	Feilding	59%
4	Levin	55%
5	Whanganui	51%



## RBI2/MBSF

- There are **7,331** households or businesses with RBI2 access which is **65%** of target.
- There are **58** kilometres of mobile coverage on State Highways which is **67%** of target.
- There are **2** tourist sites with mobile coverage which is **33%** of target.
- There have been **6** mobile towers built which is **15%** of target.



## MARAE

There are **16** Marae connected in Manawatū-Whanganui.

## TOTAL INVESTED:

Manawatu-Whanganui: **\$87.6m**







# WELLINGTON



## UFB

- There are **11** towns and cities with UFB available.
- **49%** of those with access to UFB have connected.
- There is a total of **106,937** premises connected.

RANK	TOWN	UPTAKE
1	Masterton	58%
2	Porirua	53%
3	Wellington	52%
4	Ōtaki	51%
5	Hutt City	50%



## RBI2/MBSF

- There are **1,895** households or businesses with RBI2 access which is **49%** of target.
- There is **1** tourist site with mobile coverage which is **20%** of target.



## MARAE

There are **1** Marae connected in Wellington.

## TOTAL INVESTED:

Wellington: **\$187.0m**





# TASMAN



## UFB

- There are **3** towns and cities with UFB available.
- **48%** of those with access to UFB have connected.
- There is a total of **2,403** premises connected.

RANK	TOWN	UPTAKE
1	Ruby Bay	65%
2	Motueka	49%
3	Kaiteriteri	13%



## RBI2/MBSF

- There are **1,031** households or businesses with RBI2 access which is **42%** of target.
- There are **48** kilometres of mobile coverage on State Highways which is **71%** of target.
- There is **1** tourist site with mobile coverage which is **12.5%** of target.
- There has been **6** mobile towers built which is **19%** of target.

## TOTAL INVESTED:

Tasman: **\$18.6m**



# NELSON



## UFB

- There is **1** city with UFB available.
- **69%** of those with access to UFB have connected.
- There is a total of **18,734** premises connected.

RANK	TOWN	UPTAKE
1	Nelson	69%



## RBI2/MBSF

- There are **27** households or businesses with RBI2 access which is **12%** of target.
- There is **1** kilometre of mobile coverage on State Highways which is **5%** of target.

## TOTAL INVESTED:

Nelson: **\$23.0m**





# MARLBOROUGH



## UFB

- There are **3** towns and cities with UFB available.
- **52%** of those with access to UFB have connected.
- There is a total of **9,328** premises connected.

RANK	TOWN	UPTAKE
1	Blenheim	58%
2	Picton	34%
3	Renwick	28%



## RBI2/MBSF

- There are **1,222** households or businesses with RBI2 access which is **52%** of target.
- There are **17** kilometres of mobile coverage on State Highways which is **33%** of target.
- There is **1** tourist site with mobile coverage which is **17%** of target.
- There have been **3** mobile towers built which is **16%** of target.

## TOTAL INVESTED:

Marlborough: **\$20.7m**



## WEST COAST



### UFB

- There are **11** towns and cities with UFB available.
- **43%** of those with access to UFB have connected.
- There is a total of **4,534** premises connected.

RANK	TOWN	UPTAKE
1	Hokitika	62%
2	Greymouth	56%
3	Runanga	48%
4	Punakaiki	40%
5	Reefton	31%



### RBI2/MBSF

- There are **1,491** households or businesses with RBI2 access which is **52%** of target.
- There are **72** kilometres of mobile coverage on State Highways which is **28%** of target.
- There are **13** tourist sites with mobile coverage which is **42%** of target.
- There have been **17** mobile towers built which is **34%** of target.

### TOTAL INVESTED:

West Coast: **\$19.5m**







# CANTERBURY



## UFB

- There are **31** towns and cities with UFB available.
- **57%** of those with access to UFB have connected.
- There is a total of **133,421** premises connected.

RANK	TOWN	UPTAKE
1	Rolleston	76%
2	Lincoln	71%
3	Woodend	67%
4	Rangiora	62%
5	Timaru	61%



## RBI2/MBSF

- There are **6,285** households or businesses with RBI2 access which is **64%** of target.
- There are **69** kilometres of mobile coverage on State Highways which is **50%** of target.
- There are **5** tourist sites with mobile coverage which is **28%** of target.
- There have been **11** mobile towers built which is **17%** of target.



## TOTAL INVESTED:

Canterbury: **\$204.8m**





# OTAGO



## UFB

- There are **9** towns and cities with UFB available.
- **60%** of those with access to UFB have connected.
- There is a total of **48,495** premises connected.

RANK	TOWN	UPTAKE
1	Mosgiel	70%
2	Dunedin	65%
3	Cromwell	54%
4	Queenstown	54%
5	Ōamaru	52%



## RBI2/MBSF

- There are **3,101** households or businesses with RBI2 access which is **62%** of target.
- There are **74** kilometres of mobile coverage on State Highways which is **50%** of target.
- There are **3** tourist sites with mobile coverage which is **25%** of target.
- There have been **7** mobile towers built which is **21%** of target.

## TOTAL INVESTED:

Otago: **\$83.2m**







# SOUTHLAND



## UFB

- There are **8** towns and cities with UFB available.
- **57%** of those with access to UFB have connected.
- There is a total of **17,621** premises connected.

RANK	TOWN	UPTAKE
1	Invercargill	63%
2	Otatara	62%
3	Winton	31%
4	Mossburn	31%
5	Manapouri	25%



## RBI2/MBSF

- There are **5,165** households or businesses with RBI2 access which is **88%** of target.
- There are **5** kilometres of mobile coverage on State Highways which is **13%** of target.
- There are **4** tourist sites with mobile coverage which is **25%** of target.
- There have been **21** mobile towers built which is **54%** of target.

## TOTAL INVESTED:

Southland: **\$41.7m**

