



*Hanga Ngātahi • Building Together*



Proudly Supported by the NZ Government

**New Zealand Government**

Te Kāwanatanga o Aotearoa

# QUARTERLY CONNECTIVITY UPDATE

**Q2: to 30 JUNE 2021**







CONTENTS

Q2 HIGHLIGHTS ..... 3

OUR TARGETS ..... 4

OVERALL PROGRESS ..... 5

UFB SNAPSHOTS ..... 6

**UPDATE BY REGION**

NORTHLAND..... 8

AUCKLAND ..... 9

WAIKATO ..... 10

BAY OF PLENTY ..... 11

GISBORNE ..... 12

HAWKE'S BAY ..... 13

TARANAKI ..... 14

MANAWATŪ-WHANGANUI ..... 15

WELLINGTON..... 16

TOP OF THE SOUTH ..... 17

WEST COAST ..... 18

CANTERBURY..... 19

OTAGO ..... 20

SOUTHLAND..... 21

Cover: Mangaheia - Gisborne Net  
Tarāngamotu Valley - RCG


# Q2 HIGHLIGHTS

APRIL - JUNE 2021



**15,461**

UFB HOMES &  
BUSINESSES  
PASSED



**35,327**

UFB CONNECTIONS



**65%**

UFB UPTAKE



**28**

UFB TOWNS  
AND CITIES  
COMPLETED



**36km**

FIBRE LINKS KM  
COMPLETE



**35**

NEW MOBILE  
TOWERS COMPLETE



**4,980**

RURAL HOMES &  
BUSINESSES WITH  
ACCESS TO IMPROVED  
BROADBAND



**41km**

STATE HIGHWAY  
COVERED



**12**

NEW TOURISM  
SITES COVERED



**55**

MARAE  
CONNECTED  
THIS QUARTER



**61**

MARAE WITH  
HARDWARE  
INSTALLED THIS QUARTER



**\$59.1m**

INVESTMENT  
IN DIGITAL  
CONNECTIVITY  
THIS QUARTER



**37**

MOBILE TOWER  
WITH CAPACITY  
UPGRADE  
THIS QUARTER

# OUR TARGETS

## ULTRA-FAST BROADBAND (UFB) TARGETS



### OVER 1.8 MILLION HOMES & BUSINESSES

(87% of New Zealanders) will have access to UFB by the end of 2022



### UFB will be rolled out to over 412 TOWNS & CITIES



When the programme is complete New Zealand will be one of the **LEADING COUNTRIES** in the OECD for fibre availability

## OUR OVERALL TARGET

# 99.8%

of New Zealand's population will be able to access improved broadband by the end of 2023

## RURAL BROADBAND INITIATIVE PHASE 2 (RBI2) AND MOBILE BLACK SPOT FUND (MBSF) TARGETS



### 877 ELIGIBLE MARAE

can connect to broadband on request



### 84,000 RURAL HOMES AND BUSINESSES

will receive improved broadband by the end of 2023




### ABOUT 1,400 KM of State Highway and over 168 TOURISM SITES

will receive mobile coverage



### 372KM FIBRE LINKS KMS



### 70 MOBILE TOWER CAPACITY UPGRADES



# OVERALL PROGRESS


## ULTRA-FAST BROADBAND (UFB) AND FIBRE PROGRESS



**309 UFB TOWNS AND CITIES**  
are now complete



**1,760,483 HOMES AND BUSINESSES**  
with UFB available  
(97% complete)



**1,150,710 HOMES AND BUSINESSES**  
connected to UFB



**UPTAKE 65%**



**206 KM**  
Fibre Links KM  
56% Complete

## OUR OVERALL PROGRESS FOR UFB



**85%**  
OF NEW ZEALANDERS  
CAN NOW ACCESS UFB



**475**  
MARAЕ  
ARE NOW  
CONNECTED



INVESTED  
PTD\*

**\$1.82b**

**Total Investment**



**445**  
MARAЕ WITH  
HARDWARE  
INSTALLED

## RURAL BROADBAND AND MOBILE BLACK SPOT FUND PROGRESS




**67,606 RURAL HOMES AND BUSINESSES**  
can access improved  
broadband  
80% complete



**70 TOURISM SITES**  
have mobile coverage  
42% complete



**877KM OF STATE HIGHWAY**  
have mobile coverage  
62% complete



**268 MOBILE TOWERS**  
are live  
46% complete



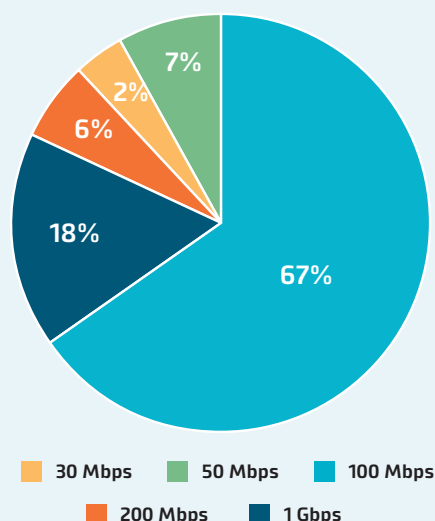
**65 MOBILE TOWERS CAPACITY UPGRADE**  
93% complete

# UFB SNAPSHOTS

## TOP 10 CENTRES FOR UFB UPTAKE THIS QUARTER

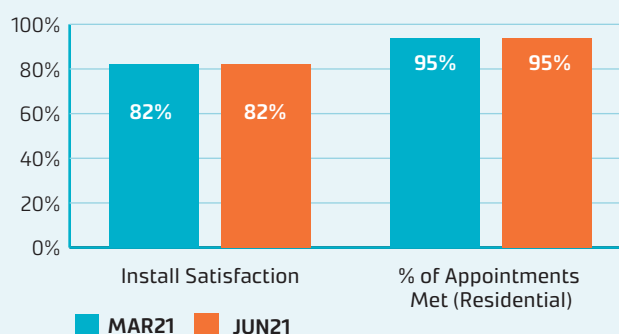
RANK	TOWN	UPTAKE %	CHANGE IN RANK
1	Whatawhata	94%	0
2	Horotiu	89%	+1
3	Te Kauwhata	87%	+1
4	Rolleston	82%	+1
5	Mosgiel	80%	+1
6	Waimauku	77%	+4
7	Tauranga	76%	+2
8	Hamilton	76%	-1
9	Waiuku	76%	-1
10	Longburn	75%	NEW

## UFB PRODUCT MIX AND INSTALLATION MEASURES

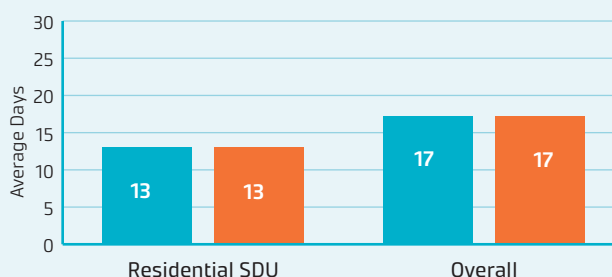


The average speed of UFB services is **263 Mbps**. Consumers are continuing to migrate to higher speed UFB plans, including the gigabit plan.

### UFB INSTALL CUSTOMER MEASURES



### UFB AVERAGE DAYS TO INSTALL



## GIGABIT CONNECTIONS

**203,658**


Gigabit connections - end of quarter

**17,130**

Additional connections this quarter



# UPDATE BY REGION







# NORTHLAND



## UFB AND FIBRE

- There are **28** towns and cities with UFB available.
- **57%** of those with access to UFB have connected.
- There is a total of **27,441** premises connected.

RANK	TOWN	UPTAKE
1	Waipū	73%
2	Hikurangi	70%
3	Whangārei	69%
4	Mangawhai	64%
5	Maungakaramaea	64%



## RURAL BROADBAND AND MOBILE BLACK SPOTS

- There are **8,288** households or businesses with RBI2 access which is **90%** of target.
- There are **96** kilometres of mobile coverage on State Highways which is **85%** of target.
- There are **9** tourist sites with mobile coverage which is **60%** of target.
- There have been **37** mobile towers built which is **58%** of target.
- **7** mobile towers with capacity upgrades which is **100%** of target.



## MARAE

There are **104** Marae connected in Northland.

## TOTAL INVESTED:

Northland: **\$85.7m**





# AUCKLAND



## UFB AND FIBRE

- There are **20** towns and cities with UFB available.
- **74%** of those with access to UFB have connected.
- There is a total of **427,185** premises connected.

RANK	TOWN	UPTAKE
1	Waimauku	77%
2	Waiuku	76%
3	Auckland	75%
4	Pukekohe	68%
5	Helensville	62%



## RURAL BROADBAND AND MOBILE BLACK SPOTS

- There are **4,532** households or businesses with RB12 access which is **74%** of target.
- There are **10** kilometres of mobile coverage on State Highways which is **66%** of target.
- There have been **8** mobile towers built which is **31%** of target.
- **2** mobile tower with capacity upgrades which is **67%** of target.



## MARAE

There are **15** Marae connected in Auckland.

## TOTAL INVESTED:

Auckland: **\$479.0m**



# WAIKATO



## UFB AND FIBRE

- There are **56** towns and cities with UFB available.
- **64%** of those with access to UFB have connected.
- There is a total of **99,219** premises connected.

RANK	TOWN	UPTAKE
1	Whatawhata	94%
2	Horotiu	89%
3	Te Kauwhata	87%
4	Hamilton	76%
5	Cambridge	72%



## RURAL BROADBAND AND MOBILE BLACK SPOTS

- There are **7,560** households or businesses with RBI2 access which is **74%** of target.
- There are **52** kilometres of mobile coverage on State Highways which is **49%** of target.
- There are **4** tourist sites with mobile coverage which is **31%** of target.
- There have been **21** mobile towers built which is **31%** of target.
- **16** mobile towers with capacity upgrades which is **89%** of target.



## MARAE

There are **62** Marae connected in Waikato.

## TOTAL INVESTED:

Waikato: **\$194.6m**





# BAY OF PLENTY



## UFB AND FIBRE

- There are **19** towns and cities with UFB available.
- **67%** of those with access to UFB have connected.
- There is a total of **79,453** premises connected.

RANK	TOWN	UPTAKE
1	Tauranga	76%
2	Rotorua	63%
3	Whakatāne	61%
4	Ōmokoroa	59%
5	Kawerau	56%



## RURAL BROADBAND AND MOBILE BLACK SPOTS

- There are **4,844** households or businesses with RBI2 access which is **79%** of target.
- There are **39** kilometres of mobile coverage on State Highways which is **58%** of target.
- There are **8** tourist sites with mobile coverage which is **89%** of target.
- There have been **15** mobile towers built which is **43%** of target.
- **6** mobile tower with capacity upgrades which is **100%** of target.



## MARAE

There are **78** Marae connected in the Bay of Plenty.

## TOTAL INVESTED:

Bay of Plenty: **\$123.9m**



## UFB AND FIBRE

- There are **5** towns and cities with UFB available.
- **57%** of those with access to UFB have connected.
- There is a total of **8,939** premises connected.

RANK	TOWN	UPTAKE
1	Gisborne	63%
2	Ruatoria	56%
3	Tolaga Bay	46%



## RURAL BROADBAND AND MOBILE BLACK SPOTS

- There are **1,922** households or businesses with RBl2 access which is **80%** of target.
- There are **101** kilometres of mobile coverage on State Highways which is **90%** of target.
- There is **1** tourist site with mobile coverage which is **25%** of target.
- There have been **7** mobile towers built which is **41%** of target.



## MARAE

There are **56** Marae connected in Gisborne.

## TOTAL INVESTED:

Gisborne: **\$21.0m**





# HAWKE'S BAY



## UFB AND FIBRE

- There are **13** towns and cities with UFB available.
- **57%** of those with access to UFB have connected.
- There is a total of **35,059** premises connected.

RANK	TOWN	UPTAKE
1	Bay View	73%
2	Havelock	65%
3	Napier	63%
4	Takapau	57%
5	Wairoa	57%



## RURAL BROADBAND AND MOBILE BLACK SPOTS

- There are **2,954** households or businesses with RBI2 access which is **70%** of target.
- There are **62** kilometres of mobile coverage on State Highways which is **60%** of target.
- There are **4** tourist sites with mobile coverage which is **44%** of target.
- There have been **24** mobile towers built which is **53%** of target.
- **4** mobile tower with capacity upgrades which is **100%** of target.



## MARAE

There are **49** Marae connected in Hawke's Bay.

## TOTAL INVESTED:

Hawke's Bay: **\$69.4m**



# TARANAKI



## UFB AND FIBRE

- There are **17** towns and cities with UFB available.
- **63%** of those with access to UFB have connected.
- There is a total of **27,553** premises connected.

RANK	TOWN	UPTAKE
1	Lepperton	69%
2	New Plymouth	68%
3	Hāwera	64%
4	Stratford	55%
5	Inglewood	54%



## RURAL BROADBAND AND MOBILE BLACK SPOTS

- There are **2,379** households or businesses with RBI2 access which is **99%** of target.
- There are **53** kilometres of mobile coverage on State Highways which is **68%** of target.
- There are **2** tourist sites with mobile coverage which is **67%** of target.
- There have been **14** mobile towers built which is **82%** of target.



## MARAE

There are **20** Marae connected in Taranaki.

## TOTAL INVESTED:

Taranaki: **\$42.4m**





# MANAWATŪ-WHANGANUI



## UFB AND FIBRE

- There are **24** towns and cities with UFB available.
- **58%** of those with access to UFB have connected.
- There is a total of **49,424** premises connected.

RANK	TOWN	UPTAKE
1	Longburn	75%
2	Palmerston North	66%
3	Feilding	65%
4	Summerhill	62%
5	Levin	60%



## RURAL BROADBAND AND MOBILE BLACK SPOTS

- There are **10,183** households or businesses with RBI2 access which is **91%** of target.
- There are **62** kilometres of mobile coverage on State Highways which is **72%** of target.
- There are **4** tourist sites with mobile coverage which is **67%** of target.
- There have been **28** mobile towers built which is **70%** of target.
- **7** mobile towers with capacity upgrades which is **88%** of target.



## MARAE

There are **50** Marae connected in Manawatū-Whanganui.

## TOTAL INVESTED:

Manawatu-Whanganui: **\$112.1m**



# WELLINGTON



## UFB AND FIBRE

- There are **15** towns and cities with UFB available.
- **58%** of those with access to UFB have connected.
- There is a total of **127,783** premises connected.

RANK	TOWN	UPTAKE
1	Masterton	63%
2	Carterton	63%
3	Porirua	60%
4	Ōtaki	59%
5	Wellington	58%



## RURAL BROADBAND AND MOBILE BLACK SPOTS

- There are **2,382** households or businesses with RB12 access which is **61%** of target.
- There is **1** tourist site with mobile coverage which is **20%** of target.
- There has been **3** mobile tower built which is **11%** of target.
- **2** mobile towers with capacity upgrades which is **100%** of target.



## MARAE

There are **17** Marae connected in Wellington.

## TOTAL INVESTED:

Wellington: **\$192.3m**





## UFB AND FIBRE

- There are **13** towns and cities with UFB available.
- **64%** of those with access to UFB have connected.
- There is a total of **34,162** premises connected.

RANK	TOWN	UPTAKE
1	Ruby Bay	77%
2	Nelson	74%
3	Blenheim	62%
4	Motueka	58%
5	Renwick	47%



## RURAL BROADBAND AND MOBILE BLACK SPOTS

- There are **3,254** households or businesses with RBL2 access which is **65%** of target.
- There are **111** kilometres of mobile coverage on State Highways which is **81%** of target.
- There are **4** tourist sites with mobile coverage which is **27%** of target.
- There have been **21** mobile towers built which is **40%** of target.
- **2** mobile towers with capacity upgrades which is **100%** of target.



## MARAE

There are **5** Marae connected in Tasman.

## TOTAL INVESTED:

Top of the South: **\$69.9m**



# WEST COAST



## UFB AND FIBRE

- There are **23** towns and cities with UFB available.
- **48%** of those with access to UFB have connected.
- There is a total of **5,982** premises connected.
- **165** kilometres of Fibre Link Backhaul built.

RANK	TOWN	UPTAKE
1	Hokitika	72%
2	Greymouth	59%
3	Runanga	55%
4	Taylorville	47%
5	Punakaiki	44%



## RURAL BROADBAND AND MOBILE BLACK SPOTS

- There are **1,943** households or businesses with RBI2 access which is **68%** of target.
- There are **124** kilometres of mobile coverage on State Highways which is **48%** of target.
- There are **17** tourist sites with mobile coverage which is **55%** of target.
- There have been **23** mobile towers built which is **46%** of target.



## MARAE

There are **5** Marae connected in West Coast.

## TOTAL INVESTED:

West Coast: **\$39.6m**



# CANTERBURY



## UFB AND FIBRE

- There are **43** towns and cities with UFB available.
- **63%** of those with access to UFB have connected.
- There is a total of **153,020** premises connected.

RANK	TOWN	UPTAKE
1	Rolleston	82%
2	Woodend	74%
3	Lincoln	73%
4	Rangiora	66%
5	Timaru	65%



## RURAL BROADBAND AND MOBILE BLACK SPOTS

- There are **7,534** households or businesses with RBI2 access which is **77%** of target.
- There are **75** kilometres of mobile coverage on State Highways which is **54%** of target.
- There are **5** tourist sites with mobile coverage which is **18%** of target.
- There have been **22** mobile towers built which is **34%** of target.
- **7** mobile towers with capacity upgrades which is **88%** of target.



## MARAE

There are **10** Marae connected in Canterbury.

## TOTAL INVESTED:

Canterbury: **\$229.0m**





# OTAGO



## UFB AND FIBRE

- There are **23** towns and cities with UFB available.
- **62%** of those with access to UFB have connected.
- There is a total of **55,411** premises connected.
- **41.9** kilometres of Fibre Link Backhaul built.

RANK	TOWN	UPTAKE
1	Mosgiel	80%
2	Dunedin	69%
3	Cromwell	68%
4	Queenstown	60%
5	Wanaka	60%



## RURAL BROADBAND AND MOBILE BLACK SPOTS

- There are **4,486** households or businesses with RBI2 access which is **90%** of target.
- There are **85** kilometres of mobile coverage on State Highways which is **58%** of target.
- There are **6** tourist sites with mobile coverage which is **50%** of target.
- There have been **17** mobile towers built which is **52%** of target.
- **3** mobile towers with capacity upgrades which is **100%** of target.

## TOTAL INVESTED:

Otago: **\$108.5m**



# SOUTHLAND



## UFB AND FIBRE

- There are **10** towns and cities with UFB available.
- **61%** of those with access to UFB have connected.
- There is a total of **20,079** premises connected.

RANK	TOWN	UPTAKE
1	Otatara	71%
2	Invercargill	69%
3	Winton	68%
4	Mossburn	43%
5	Manapouri	37%



## RURAL BROADBAND AND MOBILE BLACK SPOTS

- There are **5,344** households or businesses with RB12 access which is **91%** of target.
- There are **7** kilometres of mobile coverage on State Highways which is **16%** of target.
- There are **5** tourist sites with mobile coverage which is **31%** of target.
- There have been **23** mobile towers built which is **59%** of target.
- **9** mobile towers with capacity upgrades which is **100%** of target.



## MARAE

There are **4** Marae connected in Southland.

## TOTAL INVESTED:

Southland: **\$51.7m**



